



# 經驗分享：使用Pods 框架及WPUF管理自定 義文章類型

Experience Sharing:  
Manage Custom Post  
Types Using Pods  
Framework and WPUF

---

**Victor K. Nip**

Hong Kong WordPress Meetup

2023-04-17

## 經驗分享 / Experience Sharing

在這次聚會中，Victor 將分享他使用 Pods Framework 和 WP User Frontend 在 WordPress 中管理自定義文章類型 (Custom Post Type - CPT) 的經驗。在 WordPress 中，許多“物件”（例如 WooCommerce 產品、輸入表單）都是以創建它們的插件定義的 CPT 的文章存儲在數據庫中。作為開發人員，您也可以創建自己的 CPT，例如職位空缺、地產廣告、藝術品資料、員工履歷等，以滿足項目的需要。這次分享主題將包括如何擴展標準文章和頁面的功能、如何創建 CPT、如何在存檔頁面中顯示 CPT 文章列表、如何使用 Pod 模板（即無需編寫 PHP）顯示 CPT 文章的內容。

In this meetup, Victor will share his experience in managing custom post types (CPTs) in WordPress using Pods Framework and WP User Frontend. In WordPress, many “things” (such as WooCommerce products, input forms) are stored in the database as a post of certain CPTs as defined by the plugins that create them. As a developer, you can also create your own CPTs, such as job ad, property listing, artwork information, employee record, etc., to suit the needs of your project. The topics in this meetup will include how to extend the features of standard posts and pages, how to create a CPT, how to show a listing of posts of a CPT in an archive page, how to show the contents of a post of a CPT using Pod Templates (i.e., without coding in PHP).

# Agenda

- What is custom post type?
- Why use Pods Framework?
- Demo: Extending existing post type
- Why use WP User Frontend?
- Demo: Using custom post type
- Q&A



# Custom Post Type

- WordPress comes with some default post types:
  - Post, Page, Attachment, Revision, Nav Menu
- Any post types you create, or created by a plugin, is a custom post type (CPT)
- Examples:
  - Movie on a movie website
  - Job ad on a job board
  - Property ad on a property agent's website
  - Artwork and artist on an art gallery website
- WordPress itself does not have a CPT management function
- Showing the custom contents of a CPT post on a webpage needs a custom template by default which requires HTML and PHP knowledge

Dashboard

Posts

Media

Pages

Comments

User Frontend

Appearance

Plugins

Installed Plugins

Add New

Users

Tools

Settings

Pods Admin

Collapse menu

Custom Post Type Demo

0

New

Howdy, admin

Help

Add Plugins

Upload Plugin

Search Results

Featured

Popular

Recommended

Favorites

Keyword

custom post type

1,036 items

<<


<

1

>

>>

of 29



Custom Post Type UI

Admin UI for creating custom content types like post types and taxonomies

By WebDevStudios

★★★★★ (257)


1+ Million Active Installations

Compatible with your version of WordPress

Last Updated: 2 weeks ago

Install Now

More Details



Custom Post Types and Custom Fields creator – WCK

A must have tool for creating custom fields, custom post types and taxonomies, fast and without any programming knowledge.

By Cozmoslabs, Madalin Ungureanu, Cristian Antohe

★★★★★ (97)


20,000+ Active Installations

Untested with your version of WordPress

Last Updated: 3 months ago

Install Now

More Details



Advanced Custom Fields (ACF)

Advanced Custom Fields (ACF) helps you easily customize WordPress with powerful, professional and intuitive fields. Proudly powering over 2 million we ...

By WP Engine

★★★★★ (1,179)


2+ Million Active Installations

Compatible with your version of WordPress

Last Updated: 4 days ago

Install Now

More Details



Custom Post Type Maker

Custom Post Type Maker lets you create Custom Post Types and custom Taxonomies in a user friendly way.

By Graffino

★★★★★ (17)


10,000+ Active Installations

Untested with your version of WordPress

Last Updated: 9 months ago

Install Now

More Details



MB Custom Post Types & Custom Taxonomies

Create and manage custom post types and custom taxonomies with an easy-to-use UI in WordPress.

By MetaBox.io

★★★★★ (11)


9,000+ Active Installations

Untested with your version of WordPress

Last Updated: 2 weeks ago

Install Now

More Details



Duplicate Post Page Menu & Custom Post Type

The best plugin to duplicate post, page, menu and custom post type multiple times in a single click.

By Inqsys Technology

★★★★★ (83)


30,000+ Active Installations

Untested with your version of WordPress

Last Updated: 1 month ago

Install Now

More Details



Gravity Forms + Custom Post Types

Map your Gravity-Forms-generated posts to a custom post type and/or custom taxonomies. Introduction This plugin is an add-on for Gravity Forms.

By Gravity Wiz

★★★★★ (46)


20,000+ Active Installations

Untested with your version of WordPress

Last Updated: 6 months ago

Install Now

More Details



Custom Post Type Widgets

This WordPress plugin adds default custom post type widgets.

By thingsym

★★★★★ (12)


20,000+ Active Installations

Untested with your version of WordPress

Last Updated: 11 months ago

Install Now

More Details



Custom Post Type Permalinks

Edit the permalink of custom post type.

By Toro\_Unit

★★★★★ (67)


200,000+ Active Installations

Untested with your version of WordPress

Last Updated: 2 years ago

Install Now

More Details



Custom Post Type Editor

Customize the text labels, menu names or description for any registered custom post type using a simple Dashboard user interface.

By OM4 Software

★★★★★ (14)

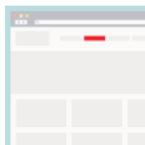
4,000+ Active Installations

Untested with your version of WordPress

Last Updated: 3 months ago

Install Now

More Details



Current Menu Item for Custom Post Types

Allows you to highlight the current menu item by assigning a page to a custom post type.

By Roland Murg

★★★★★ (23)


3,000+ Active Installations

Untested with your version of WordPress

Last Updated: 6 months ago

Install Now

More Details



Pods – Custom Content Types and Fields

Pods is a framework for creating, managing, and deploying customized content types and fields for any project.

By Pods Framework Team

★★★★★ (389)


100,000+ Active Installations

Untested with your version of WordPress

Last Updated: 4 weeks ago


Active

More Details




Custom post types

Install Now




POST SMTP Mailer – Email log, Delivery

Install Now



Custom Post Type Attachment

Install Now




Post Types Order

Install Now



# Pods Framework

- The Pods Framework is a Content Development Framework for WordPress - It lets you create and extend content types that can be used for any project. Add fields of various types we've built in, or add your own with custom inputs, you have total control.
- <https://github.com/pods-framework/pods>
- <https://pods.io/>





# Why Use Pods for CPT?

---

- Extend functionality of existing post types
- Create new custom post type
- Pod Templates to display CPT posts
- High quality ( ★ ★ ★ ★ ★ )
- Large community (>100,000 active installations)
- Everything free



# Installing Pods Framework

---

- Dashboard
- Posts
- Media
- Pages
- Comments
- Appearance
- Plugins
- Installed Plugins
- Add New
- Users
- Tools
- Settings
- Collapse menu

# Add Plugins

Upload Plugin

Search Results

Featured

Popular

Recommended

Favorites


Keyword

pods

136 items

1

of 4



## Pods – Custom Content Types and Fields

Pods is a framework for creating, managing, and deploying customized content types and fields for any project.

By *Pods Framework Team*

★★★★★ (389)


100,000+ Active Installations

Last Updated: 4 weeks ago

Untested with your version of WordPress

Install Now

More Details



## Pods Alternative Cache

Pods Alternative Cache is a file-based or database-based caching solution for hosts that have limitations on object caching.

By *Pods Framework Team*

★★★★★ (6)


3,000+ Active Installations

Last Updated: 4 weeks ago

✔ Compatible with your version of WordPress

Install Now

More Details



## Pods Beaver Themer Add-On

Integration with Beaver Builder Themer (<https://www.wpbeaverbuilder.com/beaver-themer/>). Provides a UI for mapping Field Connections with Pods.

By *Quasel, Pods Framework Team*

★★★★★ (35)


10,000+ Active Installations

Last Updated: 8 months ago

Untested with your version of WordPress

Install Now

More Details



## Pods Gravity Forms Add-On

Integrate with Gravity Forms to create a Pod item from a form submission.

By *Pods Framework Team*

★★★★★ (7)


1,000+ Active Installations

Last Updated: 9 months ago

Untested with your version of WordPress

Install Now

More Details




## Paid Memberships Pro – Pods Add On

Integrates Paid Memberships Pro with the Pods Framework to add groups of fields to many areas of your membership site including Member Profiles, the M ...

Install Now

More Details



## Pods SEO

Integrates with WP SEO Analysis for custom fields and Pods Advanced Content Types with WordPress SEO XML Sitemaps

Install Now

More Details



# Demo: Extending Existing Post Type

Display a YouTube video before the main texts of a post

# Why Extend Existing Post Type?

- Add fields to an existing post type (including default post types and other custom post types created by plugins)
  - E.g., add a YouTube video field to Product (by WooCommerce) to demonstrate the usage of every single product
- Custom listing of existing post types
  - E.g., products list of WooCommerce Products

# Welcome to WordPress!

[Learn more about the 6.2 version.](#)

Dismiss



## Author rich content with blocks and patterns

Block patterns are pre-configured block layouts. Use them to get inspired or create new pages in a flash.

[Add a new page](#)



## Customize your entire site with block themes

Design everything on your site — from the header down to the footer, all using blocks and patterns.

[Open site editor](#)



## Switch up your site's look & feel with Styles

Tweak your site, or give it a whole new look! Get creative — how about a new color palette or font?

Edit Pods

Add New

Components

— Import/Export Packages

— Pod Templates

Settings

Help

News & Updates

Quick Draft

Title

Content

What's on your mind?

Save Draft

Drag boxes here

## Add New Pod

You do not have any Pods set up yet. You can set up your very first Pod below.

### 1 Create or Extend

### 2 Configure

Pods are content types that you can customize and define fields for based on your needs. You can choose to create a Custom Post Type, Custom Taxonomy, or Custom Settings Pages for site-specific data. You can also extend existing content types like WP Objects such as Post Types, Taxonomies, Users, or Comments.

Not sure what content type you should use? Check out our [Content Type Comparison](#) to help you decide.

#### One-Click Quick Actions

- [Add custom fields to Posts](#)
- [Add custom fields to Pages](#)
- [Add custom fields to Categories](#)
- [Add custom fields to Users](#)

### Add New Pod Wizard

#### Create New »

Create entirely new content types using **Post Types**, **Taxonomies**, or **Custom Settings Pages**.

#### Extend Existing »

Extend any existing content type within WordPress, including **Post Types** (Posts, Pages, etc), **Taxonomies** (Categories, Tags, etc), **Media**, **Users**, or **Comments**.

## Add New Pod

You do not have any Pods set up yet. You can set up your very first Pod below.

### 1 Create or Extend



### 2 Configure

Extending an existing Content Type allows you to add fields to it and take advantage of the Pods architecture for management and optionally for theming.

#### Extend an Existing Content Type

Content Type ?

Post Types (Posts, Pages, etc..)



Post Type ?

Post Types (Posts, Pages, etc..)

Taxonomies (Categories, Tags, etc..)

Media

Users

Comments

Start Over

Next Step

## Add New Pod

You do not have any Pods set up yet. You can set up your very first Pod below.

### 1 Create or Extend



### 2 Configure

Extending an existing Content Type allows you to add fields to it and take advantage of the Pods architecture for management and optionally for theming.

#### Extend an Existing Content Type

Content Type ?

Post Types (Posts, Pages, etc..)

Post Type ?

Posts

Posts

Pages

Media

Subscription

Forms

Forms

Posts

Start Over

Next Step

## Add New Pod

You do not have any Pods set up yet. You can set up your very first Pod below.

### 1 Create or Extend



### 2 Configure

Extending an existing Content Type allows you to add fields to it and take advantage of the Pods architecture for management and optionally for theming.

#### Extend an Existing Content Type

Content Type ?

Post Types (Posts, Pages, etc..)



Post Type ?

Posts



Start Over

Next Step

- Dashboard
- Posts
- Media
- Pages
- Comments
- User Frontend
- Appearance
- Plugins
- Users
- Tools
- Settings

Pods Admin

- Edit Pods
- Add New
- Components
  - Import/Export Packages
  - Pod Templates
- Settings
- Help
- Collapse menu

## Edit Pod: post

Fields

Auto Template Options

REST API

+ Add New Group

More Fields [id = 17]

Edit Delete

There are no fields in this group.

Add Field

+ Add New Group

### Manage

Type: Post Type (extended)

Storage: Meta

Delete Pod

Save Pod

## Edit Pod: post

Fields

Auto Template Options

REST API

More Fields

### Post > More Fields > Add Field



#### Field Details

#### Plain Text Options

#### Repeatable

#### Advanced

#### REST API

Label \*

YouTube

Name \*

youtube

Description

YouTube video ID

Field type \*

Plain Text

Required ?

☐

Cancel

Save New Field

- Dashboard
- Posts
- Media
- Pages
- Comments
- User Frontend
- Appearance
- Plugins
- Users
- Tools
- Settings

Pods Admin

- Edit Pods
- Add New
- Components
- Import/Export Packages
- Pod Templates
- Settings
- Help
- Collapse menu

Edit Pod: post

Fields

Auto Template Options

REST API

+ Add New Group

More Fields

Label	Name	Type
<div>YouTube</div>	youtube	Plain Text

Add Field

Add Field

+ Add New Group

Manage

Type: Post Type (extended)

Storage: Meta


[Delete Pod](#)


Save Pod





## Create A Post


- Post Title: Most-Viewed YouTube Video
- Featured Image: <https://i3.ytimg.com/vi/XqZsoesa55w/maxresdefault.jpg>
- Post Content: "Baby Shark Dance", published June 17, 2016, is the most-viewed YouTube video with over 12 billion views.
- YouTube video ID: XqZsoesa55w (URL of the video is <https://www.youtube.com/watch?v=XqZsoesa55w>)


 Dashboard


 Posts


 Media


 Pages


 Comments


 User Frontend


 Appearance


 Plugins

 Users

 Tools

 Settings

 Pods Admin

 Collapse menu

Post

Add New

All (1) | Published (1)

Bulk actions

▼

Apply

All dates




▼

All Categories

▼

Filter

1 item

<input type="checkbox"/>	Title	Author	Categories	Tags		Date
<input type="checkbox"/>	Hello world!	admin	Uncategorized	—		Published 2023/04/09 at 1:37 pm
<input type="checkbox"/>	Title	Author	Categories	Tags		Date

Bulk actions

▼

Apply

1 item

Thank you for creating with [WordPress](#).

Version 6.2

"Baby Shark Dance", published June 17, 2016, is the most-viewed YouTube video with over 12 billion views.

"Baby Shark Dance", published June 17, 2016, is the most-viewed YouTube video with over 12 billion views.



YouTube

XqZsoesa55w

YouTube video ID



[Replace Image](#)

[Remove featured image](#)

### Excerpt

## Discussion

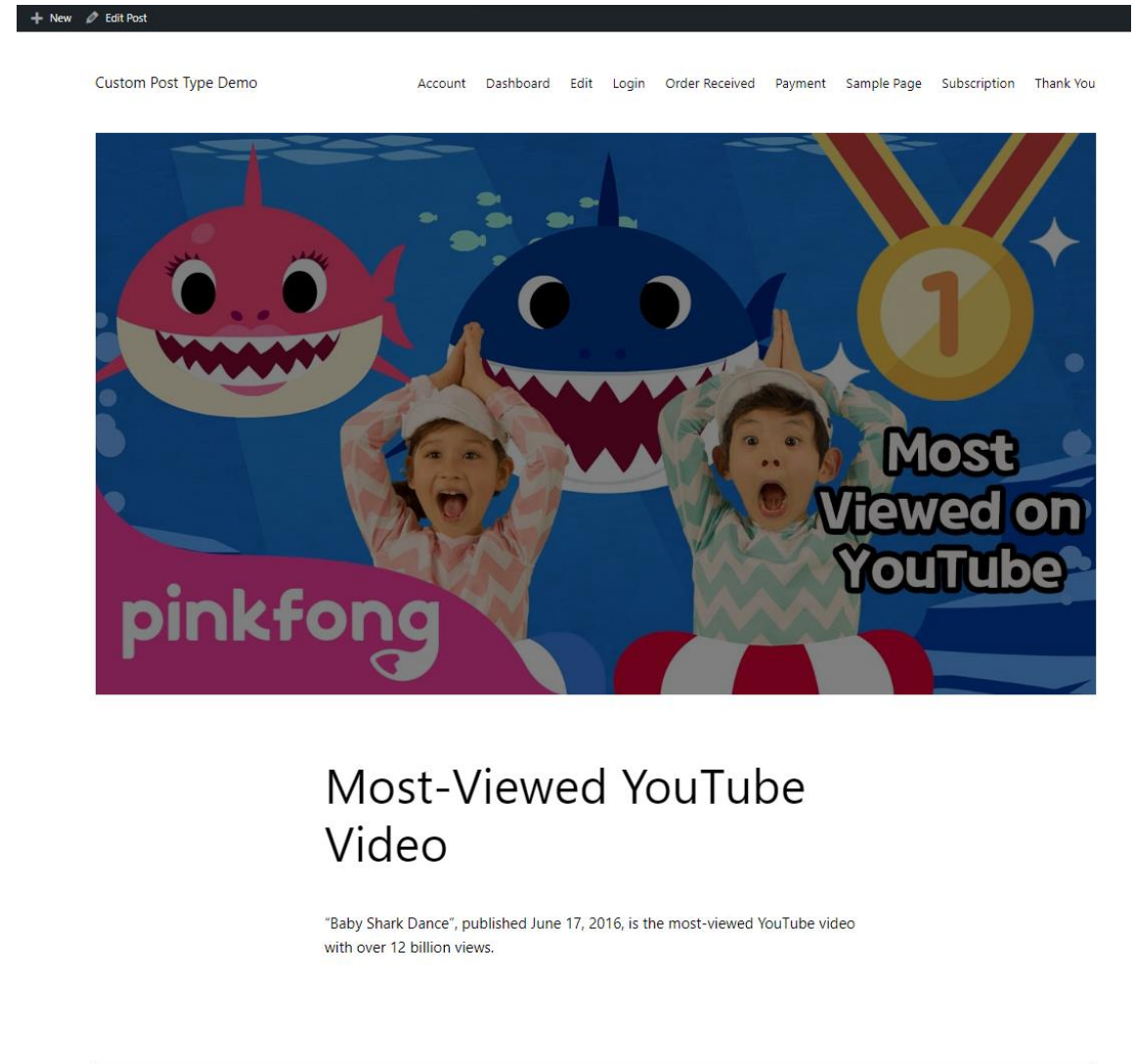


## Most-Viewed YouTube Video

"Baby Shark Dance", published June 17, 2016, is the most-viewed YouTube video with over 12 billion views.

# What's Next?

- Develop a template to:
  1. Remove the dark Featured Image
  2. Add the YouTube video before the texts (post content)
  3. Add the Featured Image below the texts





## Developer Resources

<https://developer.wordpress.org/themes/template-files-section/custom-post-type-template-files/>

Search Theme Develop



### CHAPTERS

Getting Started ▾

Theme Basics ▾

Block themes ▾

Classic themes ▴

Your First Theme

Linking Theme Files &  
Directories

The Loop

Template Files Section ▴

Post Templates

Page Templates

Attachment Template Files

Custom Post Type  
Template Files

Browse: [Home](#) / [Theme Handbook](#) / [Template Files Section](#) / Custom Post Type Template Files

## Custom Post Type Template Files

The WordPress theme system supports custom [templates](#) for custom post types. Custom templates for the single display of posts belonging to custom post types have been supported since WordPress [Version 3.0](#) and the support for custom templates for archive displays was added in [Version 3.1](#).

### [🔗](#) Custom Post Type – Template Hierarchy

WordPress will work through the [template hierarchy](#) and use the template file it comes across first. So if you want to create a custom template for your `acme_product` custom post type, a good place to start is by copying the `single.php` file, saving it as `single-acme_product.php` and editing that.

However if you don't want to create custom template files, WordPress will use the files already present in your theme, which would be `archive.php` and `single.php` and `index.php` files.

Single posts and their archives can be displayed using the `single.php` and `archive.php` template files respectively,

- single posts of a custom post type will use `single-{post_type}.php`
- and their archives will use `archive-{post_type}.php`
- and if you don't have this post type archive page you can pass `BLOG_URL?post_type={post_type}`

where `{post_type}` is the `$post_type` argument of the [register\\_post\\_type\(\)](#) function.

### TOPICS

[Custom Post Type – Template Hierarchy](#)

[Custom Post Type templates](#)

[Function Reference](#)

Dismiss

# Welcome to WordPress!

[Learn more about the 6.2 version.](#)



## Author rich content with blocks and patterns

Block patterns are pre-configured block layouts. Use them to get inspired or create new pages in a flash.

[Add a new page](#)



## Customize your entire site with block themes

Design everything on your site — from the header down to the footer, all using blocks and patterns.

[Open site editor](#)



## Switch up your site's look & feel with Styles

Tweak your site, or give it a whole new look! Get creative — how about a new color palette or font?

Home

Updates

Posts

Media

Pages

Comments

User Frontend

Appearance

Plugins

Users

Tools

Settings

Pods Admin

Collapse menu

Edit Pods

Add New

Components

– Import/Export

Settings

– Pod Templates

Help

News & Updates

Quick Draft

Title

Content

What's on your mind?

Save Draft

Drag boxes here

- Dashboard
- Posts
- Media
- Pages
- Comments
- User Frontend
- Appearance
- Plugins
- Users
- Tools
- Settings

Pods Admin

- Edit Pods
- Add New
- Components
- Import/Export Packages
- Pod Templates
- Settings
- Help

Collapse menu

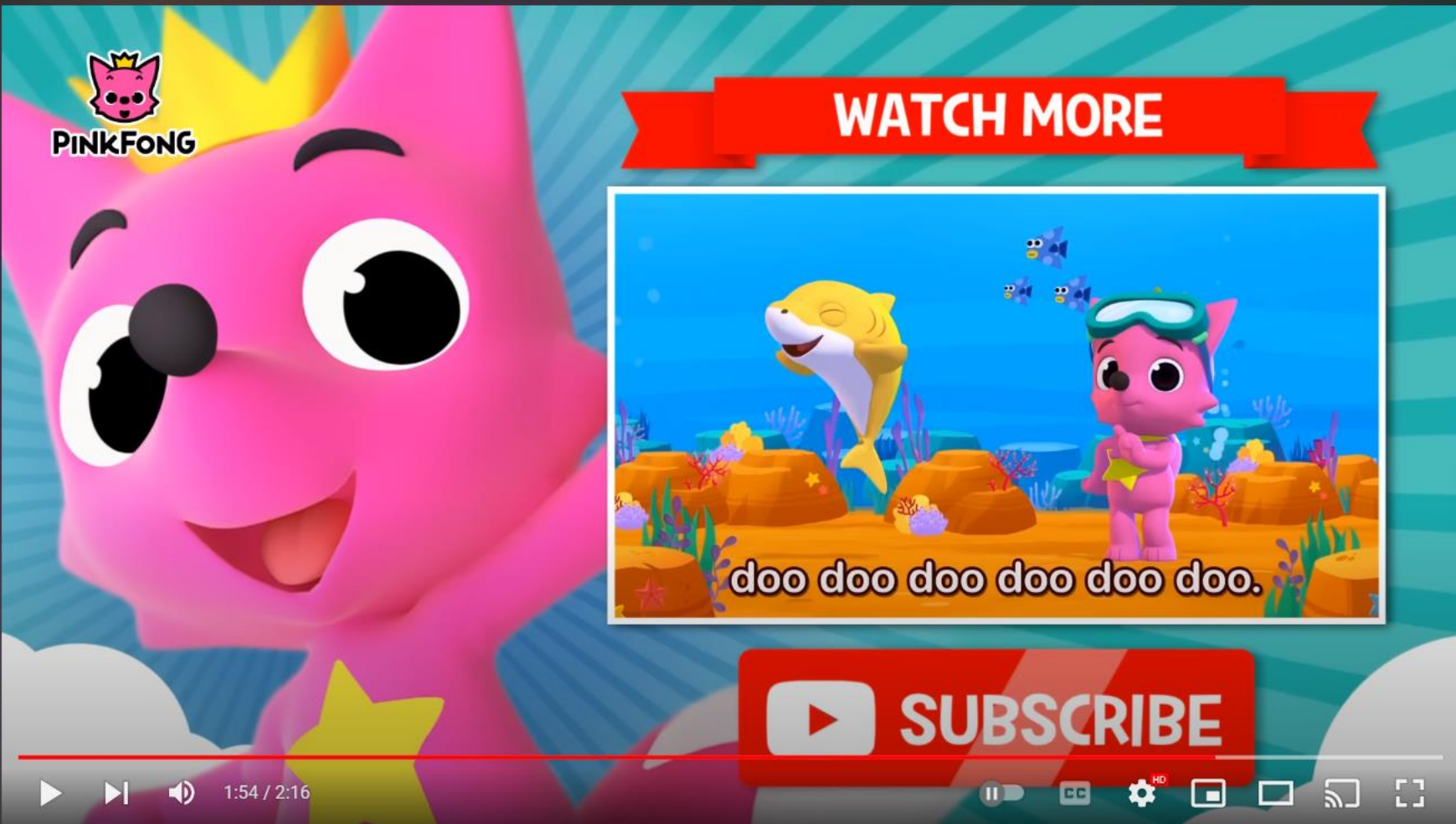
# Pod Template

Add New

Screen Options

All (0)

<input type="checkbox"/> Title	Author	Date
No Pod Templates Found		
<input type="checkbox"/> Title	Author	Date



Baby Shark Dance | #babyshark Most Viewed Video | Animal Songs | PINKFONG Sonas for Children



Pinkfong Baby Shark - Kids' Songs & Stories  
66.6M subscribers

Subscribe

39M

Share

Download

Save



12,656,917,915 views Jun 18, 2016

★ [NEW CHANNEL] Subscribe 🧡 Bebefinn - Nursery Rhymes & Kids Songs ★

📺 / @bebefinn

Share



探索LEGO Life  
Ad · www.lego.com

立即下載

All

From Pinkfong Baby Shark - K...

Related



Baby Shark Summer Remix and more | Shark Family Special |...  
Pinkfong Baby Shark - Kids' So...  
21M views · 1 year ago



FROZEN | Let It Go Sing-along | Official Disney UK  
Disney UK  
3.1B views · 9 years ago



Best Learning Video for Toddlers Learn Colors with...  
Genevieve's Playhouse - Learni...  
1.4B views · 4 years ago



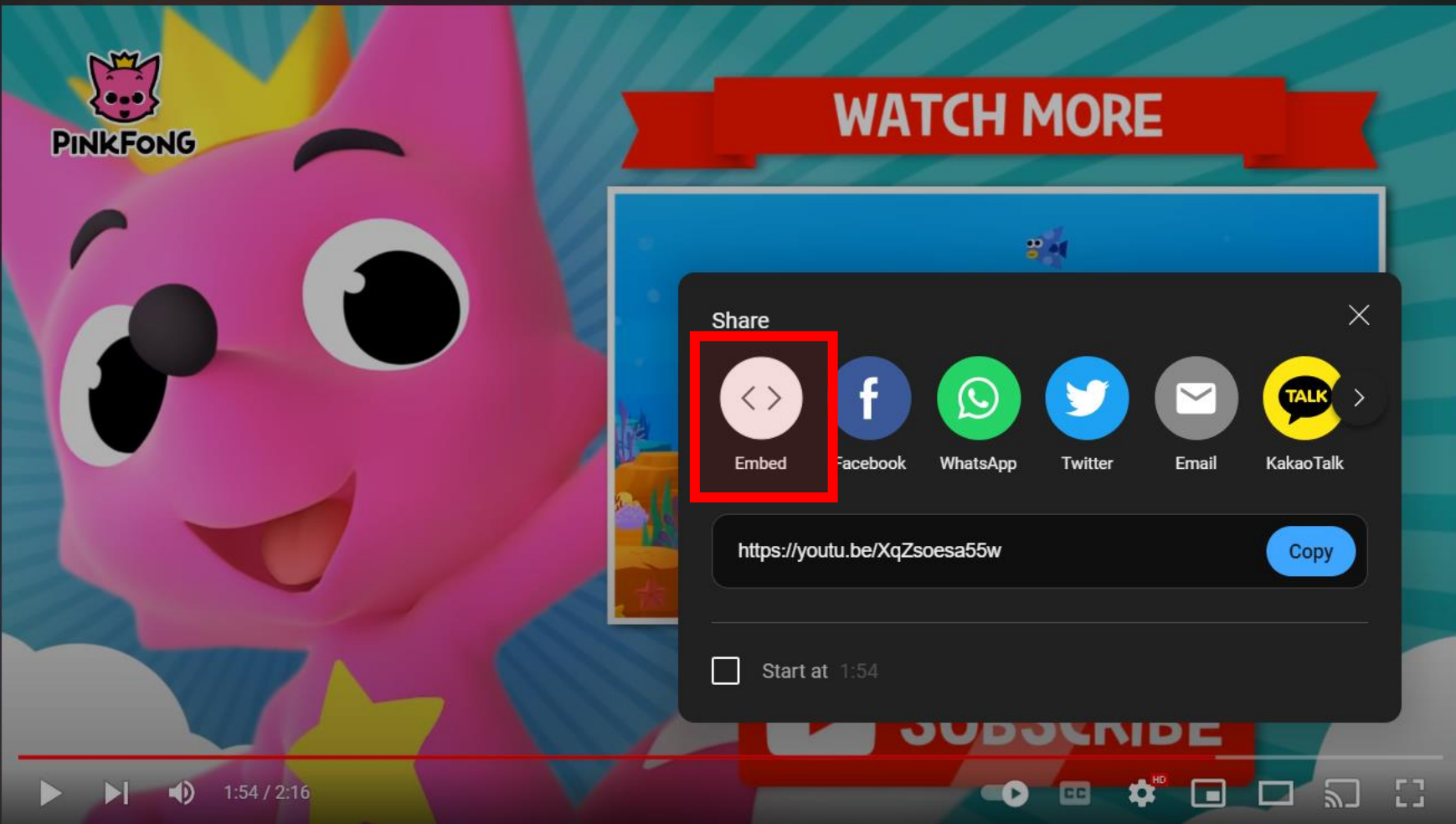
Carmen Twillie, Lebo M. - Circle Of Life (Official Video from 'Th...'  
DisneyMusicVEVO  
423M views · 8 years ago



Wheels On The Bus + More Nursery Rhymes & Kids Songs...  
Songs for Littles - Toddler Lear...  
118M views · 8 months ago



Carnivore vs Herbivore Dinosaurs | Dinosaur Food...  
Hello Everything!  
Hello Everything!



Baby Shark Dance | #babyshark Most Viewed Video | Animal Songs | PINKFONG Songs for Children



Pinkfong Baby Shark - Kids' Songs & Stories  
66.6M subscribers

Subscribe

39M



Share

Download

Save



12,656,917,915 views Jun 18, 2016

★ [NEW CHANNEL] Subscribe 🧸 Bebefinn - Nursery Rhymes & Kids Songs ★

📺 / @bebefinn



探索LEGO Life  
Ad · www.lego.com

立即下載

All

From Pinkfong Baby Shark - K...

Related



Baby Shark Summer Remix and more | Shark Family Special |...  
Pinkfong Baby Shark - Kids' So...  
21M views · 1 year ago



FROZEN | Let It Go Sing-along | Official Disney UK  
Disney UK  
3.1B views · 9 years ago



Best Learning Video for Toddlers Learn Colors with...  
Genevieve's Playhouse - Learni...  
1.4B views · 4 years ago



Carmen Twillie, Lebo M. - Circle Of Life (Official Video from "Th...  
DisneyMusicVEVO  
423M views · 8 years ago



Wheels On The Bus + More Nursery Rhymes & Kids Songs...  
Songs for Littles - Toddler Lear...  
118M views · 8 months ago



Carnivore vs Herbivore Dinosaurs | Dinosaur Food...  
Hello Everything!  
Hello Everything!



WATCH MORE



Baby Shark Dance | #babyshark Most Viewed Video | Animal Songs | PINKFONG Songs...



Copy link



Embed Video



```
<iframe width="560" height="315"
src="https://www.youtube.com/embed/
XqZsoesa55w" title="YouTube video
player" frameborder="0"
allow="accelerometer; autoplay;
clipboard-write; encrypted-media;
gyroscope; picture-in-picture; web-
share" allowfullscreen></iframe>
```

☐ Start at 1:34

EMBED OPTIONS

☒ Show player controls.☐ Enable privacy-enhanced mode

Copy

Baby Shark Dance | #babyshark Most Viewed Video | Animal Songs | PINKFONG Songs for Children



Pinkfong Baby Shark - Kids' Songs &amp; Stories

66.6M subscribers

Subscribe

39M



Share

Download

Save



12,656,917,915 views Jun 18, 2016

★ [NEW CHANNEL] Subscribe Bebefinn - Nursery Rhymes &amp; Kids Songs ★

/ @bebefinn



4:07

423M views · 8 years ago

Wheels On The Bus + More  
Nursery Rhymes & Kids Songs...Songs for Littles - Toddler Lear...  
118M views · 8 months agoCarnivore vs Herbivore  
Dinosaurs | Dinosaur Food...

Hello Everything!

## Add New Pod Template

### Post Template

#### Template

```
1 <iframe width="560" height="315" src="https://www.youtube.com/embed/XqZsoesa55w" title="YouTube video player" frameborder="0" allow="accelerometer; autoplay; clipboard-write; encrypted-media; gyroscope; picture-in-picture; web-share" allowfullscreen></iframe>
```

#### Restrict Content

Show to Admins Only ☐ Yes

Restrict access by Capability ☐ Yes

Show no access message ☐ Yes

#### Author

admin (victor) ▼

### Publish

Save Draft

Status: **Draft** [Edit](#)

Visibility: **Public** [Edit](#)

Publish immediately [Edit](#)

[Move to Trash](#)

**Publish**

### Pod Reference

Post ▼

post\_thumbnail\_url.1536x1536

post\_thumbnail.2048x2048

post\_thumbnail\_url.2048x2048

youtube

ID

post\_title

post\_content

post\_excerpt

post\_author

post\_date

post\_date\_gmt

post\_status

comment\_status

ping\_status

post\_password

post\_name

to\_ping

- Dashboard
- Posts
- Media
- Pages
- Comments
- User Frontend
- Appearance
- Plugins
- Users
- Tools
- Settings
- Pods Admin
- Collapse menu

## Add New Pod Template

Post Template

### Template

```
1 <iframe width="560" height="315" src="https://www.youtube.com/embed/{@youtube}" title="YouTube video player" frameborder="0" allow="accelerometer; autoplay; clipboard-write; encrypted-media; gyroscope; picture-in-picture; web-share" allowfullscreen></iframe>
```

Magic Tag

### Restrict Content

Show to Admins Only ☐ Yes

Restrict access by Capability ☐ Yes

Show no access message ☐ Yes

### Author

admin (victor) ▼

### Publish

Save Draft

Status: Draft [Edit](#)

Visibility: Public [Edit](#)

[Publish immediately](#) [Edit](#)

[Move to Trash](#)

[Publish](#)

### Pod Reference

Post ▼

post\_thumbnail\_url.1536x1536

post\_thumbnail.2048x2048

post\_thumbnail\_url.2048x2048

youtube

ID

post\_title

post\_content

post\_excerpt

post\_author

post\_date

post\_date\_gmt

post\_status

comment\_status

ping\_status

post\_password

post\_name

to\_ping

## Add New Pod Template

### Post Template

#### Template

```
1 [if youtube]
2 <p><iframe width="560" height="315" src="https://www.youtube.com/embed/{@youtube}" title="YouTube video player" frameborder="0" allow="accelerometer; autoplay; clipboard-write; encrypted-media; gyroscope; picture-in-picture; web-share" allowfullscreen></iframe></p>
3 [/if]
4
5 {@post_content}
6
7 <p>{@post_thumbnail.medium_large}</p>
8
9 <style>
10 .attachment-post-thumbnail {
11     display: none;
12 }
13 </style>
```

#### Restrict Content

#### Author

admin (victor) ▼

### Publish

Save Draft

Status: Draft [Edit](#)

Visibility: Public [Edit](#)

[Publish immediately](#) [Edit](#)

Publish

### Pod Reference

Post ▼

post\_thumbnail  
post\_thumbnail\_url  
post\_thumbnail.title  
post\_thumbnail.caption  
post\_thumbnail.description  
post\_thumbnail.alt\_text  
post\_thumbnail.width  
post\_thumbnail.height  
post\_thumbnail.filesize  
post\_thumbnail.filename  
post\_thumbnail.extension  
post\_thumbnail.mime\_type  
post\_thumbnail.thumbnail  
post\_thumbnail\_url.thumbnail  
post\_thumbnail.medium  
post\_thumbnail\_url.medium  
post\_thumbnail.medium\_large

- Dashboard
- Posts
- Media
- Pages
- Comments
- Position
- Registrations
- User Frontend
- Appearance
- Plugins
- Users
- Tools
- Settings
- Pods Admin
- Collapse menu

## Edit Pod Template

[Add New](#)

Pod Template published.

## Post Template

## Template

```
1 [if youtube]
2 <p><iframe width="560" height="315" src="https://www.youtube.com/embed/{@youtube}" title="YouTube video player" frameborder="0" allow="a
ccelerometer; autoplay; clipboard-write; encrypted-media; gyroscope; picture-in-picture; web-share" allowfullscreen></iframe></p>
3 [/if]
4
5 {@post_content}
6
7 <p>{@post_thumbnail.medium_large}</p>
8
9 <style>
10   .attachment-post-thumbnail {
11     display: none;
12   }
13 </style>
```

## Restrict Content

## Edit Pods

**Next: Associate the template to the CPT**

## Components

[– Import/Export  
Packages](#)[– Pod Templates](#)[Settings](#)[Help](#)

## Publish

Status: **Published** [Edit](#)Visibility: **Public** [Edit](#)Published on: **Apr 16, 2023 at 03:07** [Edit](#)[Move to Trash](#)[Update](#)

## Pod Reference

Post

- post\_thumbnail
- post\_thumbnail\_url
- post\_thumbnail.title
- post\_thumbnail.caption
- post\_thumbnail.description
- post\_thumbnail.alt\_text
- post\_thumbnail.width
- post\_thumbnail.height
- post\_thumbnail.filesize
- post\_thumbnail.filename
- post\_thumbnail.extension
- post\_thumbnail.mime\_type
- post\_thumbnail.thumbnail
- post\_thumbnail\_url.thumbnail
- post\_thumbnail.medium
- post\_thumbnail\_url.medium

Manage Pods [Add New](#)

1 pod, 1 group, 1 field

Label	Name	Type	Groups	Fields
Post	post	Post Type (extended)	1	1

We need **YOU**

🚧 Pods 2.9 is out and we are building the next feature for Pods 3.0: Conditional Logic for Fields

💡 Your support makes a direct impact on how quickly our team can finish this important work. Pods is fully funded by donations and powered by our community contributors. Help us continue our work and get Pods 3.0 completed.

☒ Donors get to vote on the next feature we work on, they decide what we do next.

## Pods 3.0 Funding Progress

84%

[Learn More](#)[DONATE NOW »](#)

👤 You can also check out the new add-ons available from [Pods Pro by SKCDEV](#) which has partnered with Friends of Pods to help bring in more donations.

- Dashboard
- Posts
- Media
- Pages
- Comments
- User Frontend
- Appearance
- Plugins
- Users
- Tools
- Settings

Pods Admin

- Edit Pods
- Add New
- Components
- Import/Export Packages
- Pod Templates
- Settings
- Help
- Collapse menu

Edit Pod: post

Fields

Auto Template Options

REST API

+ Add New Group

More Fields

Label	Name	Type
YouTube	youtube	Plain Text

Add Field

Add Field

+ Add New Group

Manage

Type: Post Type (extended)

Storage: Meta

[Delete Pod](#)

Save Pod

- Dashboard
- Posts
- Media
- Pages
- Comments
- User Frontend
- Appearance
- Plugins
- Users
- Tools
- Settings

Pods Admin

- Edit Pods
- Add New
- Components
- Import/Export Packages
- Pod Templates
- Settings
- Help
- Collapse menu

## Edit Pod: post

Fields

Auto Template Options

REST API

Enable Auto Templates ?

☐

Enable Automatic Pod Templates for this Pod

### Manage

Type: Post Type (extended)

Storage: Meta

[Delete Pod](#)

Save Pod

## Edit Pod: post

Fields

Auto Template Options

REST API

Enable Auto Templates ?

☒ Enable Automatic Pod Templates for this Pod

Singular Template ?

-- Select One --

Singular Template Location ?

-- Select One --  
Post Template

Singular Template Filter ?

Filter: the\_content

List Template ?

-- Select One --

List Template Location ?

-- Select One --

List Template Filter ?

Filter: the\_excerpt

Run outside loop ?

☐ Execute Auto Template outside of the WordPress loop (advanced)

### Manage

Type: Post Type (extended)

Storage: Meta

[Delete Pod](#)

Save Pod

## Edit Pod: post

Fields

Auto Template Options

REST API

Enable Auto Templates ?

☒ Enable Automatic Pod Templates for this Pod

Singular Template ?

Post Template

Singular Template Location ?

-- Select One --

Singular Template Filter ?

-- Select One --

List Template ?

After  
Before  
Replace

List Template Location ?

-- Select One --

List Template Filter ?

Filter: the\_excerpt

Run outside loop ?

☐ Execute Auto Template outside of the WordPress loop (advanced)

### Manage

Type: Post Type (extended)

Storage: Meta

[Delete Pod](#)

[Save Pod](#)

# Most-Viewed YouTube Video



"Baby Shark Dance", published June 17, 2016, is the most-viewed YouTube video with over 12 billion views.





# Your All-in-one Frontend Companion!

WP User Frontend is packed with features that completes all of your Frontend needs.



## Frontend Posting

Create forms, allow users to post anything from frontend. Insert forms into pages using shortcodes.



## Registration & Profile Builder

Create registration forms and profiles easily with templates and assorted fields to customize forms.



## Form Templates

A quick way of creating pre-defined forms with a single click. Drag & drop customization is available as well.



## Subscriptions

Earn from subscription based posting on your site and pay people with built-in gateways.



## Content Restrictions

You can restrict content for your premium users only with just a shortcode.



## Frontend Dashboard

With just a simple shortcode, give your registered users an individual dashboard of their own.



# WP User Frontend

- Functions
  - Frontend post submission (for default and custom post types)
  - Content restrictions
  - Payments
  - Pay Per Post
- Pro version offers extra field types and features
- <https://wordpress.org/plugins/wp-user-frontend/>
- <https://wedevs.com/wp-user-frontend-pro/>





Installing WPUF

Dashboard

Posts

Media

Pages

Comments

Appearance

Plugins

Installed Plugins

Add New

Users

Tools

Settings

Pods Admin

Collapse menu

# Add Plugins

Upload Plugin

Search Results

Featured

Popular

Recommended

Favorites

Keyword

1,036 items 1 of 29

## Simple Cloudflare Turnstile — The new user-friendly alternative to CAPTCHA

Add Cloudflare Turnstile to WordPress, WooCommerce, Contact Forms & more. The user-friendly, privacy-preserving reCAPTCHA alternative. 100% free!

By Elliot Sowersby, RelyWP

★★★★★ (57)

10,000+ Active Installations

✓ Compatible with your version of WordPress

Install Now

More Details

## WP User Frontend – Registration, User Profile, Membership, Content Restriction, User Directory, and Frontend Post Submission Plugin

Get frontend post, content access & restriction, user login & registration, subscription & membership, form builder, user directory & ...

By weDevs

★★★★☆ (465)

30,000+ Active Installations

✓ Compatible with your version of WordPress

Install Now

More Details

## UsersWP – Front-end login form, User Registration, User Profile & Members Directory plugin for WordPress

Light weight Front-end login form, User Registration, User Profile and Members Directory plugin.

By AyeCode Ltd

★★★★☆ (134)

10,000+ Active Installations

✓ Compatible with your version of WordPress

Install Now

More Details

## WP-Optimize – Cache, Clean, Compress.

Boost your site's speed and performance through caching. Clean the database, compress images and cache your site for higher speed & SEO.

By David Anderson, Ruhani Rabin, Team Updraft

★★★★★ (2,055)

1+ Million Active Installations

✓ Compatible with your version of WordPress

Install Now

More Details

## User Registration – Custom

Install Now

This plugin does not work with your version of PHP. [Learn more about updating PHP.](#)



# Demo: Using Custom Post Type for Event Registration

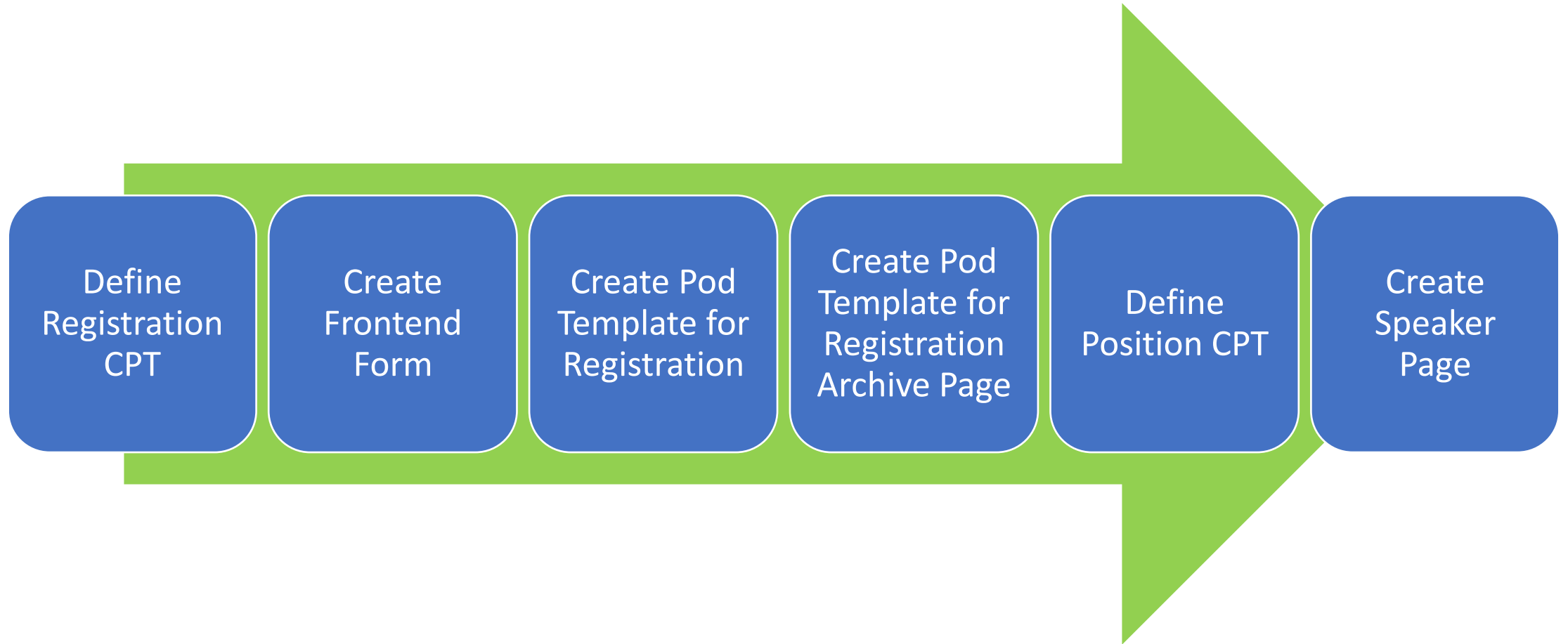
---

# The Case

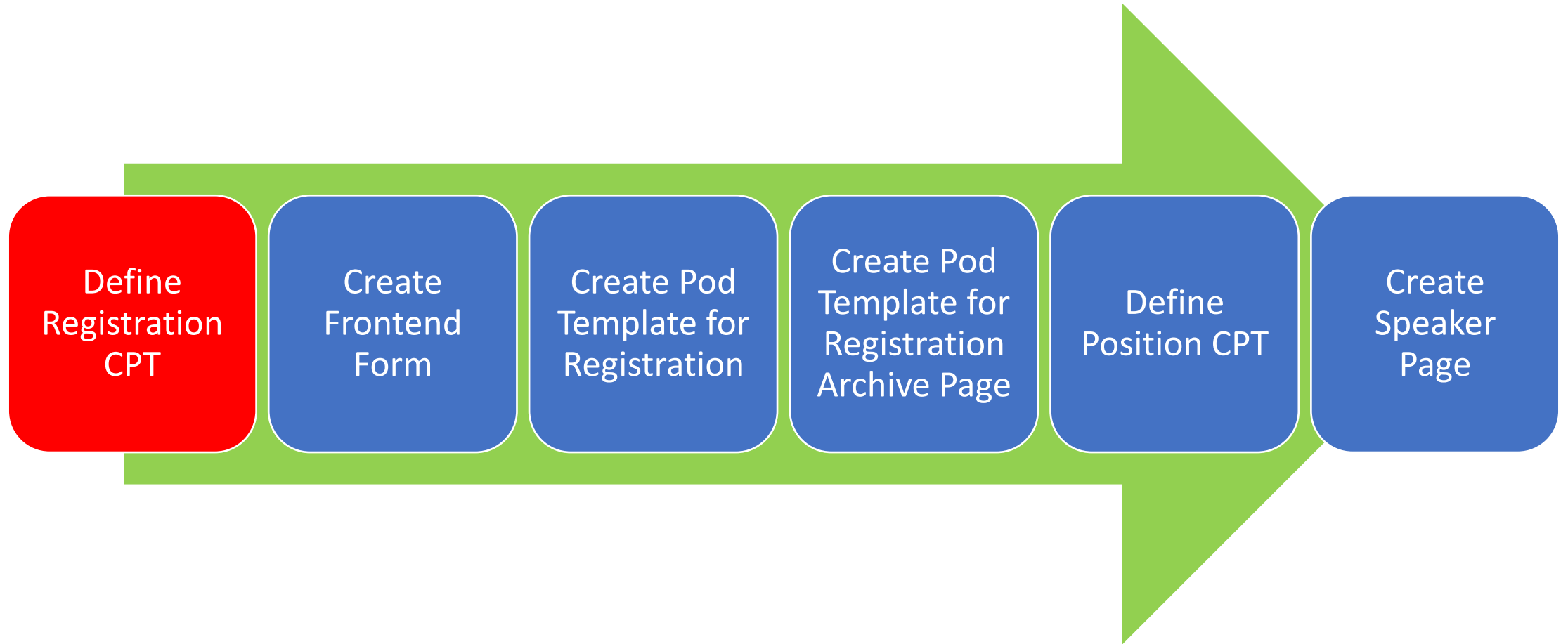
Imagine you have to fill in a registration form to register yourself before you can come to this meetup. The organizer, Ivan, would require you to fill in a simple form with your name, phone, and email address, and he wants a photo of each registrant, too. He also wants to have an archive to list the registrants showing the photo and name of each registrant, and when the registrant is selected then all the filled information of the registrant will be shown on a single page. Finally, he wants to assign specific registered participants to certain positions and have a speaker page for publicity.



# Steps



# Steps



- Dashboard
- Posts
- Media
- Pages
- Comments
- User Frontend
- Appearance
- Plugins
- Users
- Tools
- Settings

Pods Admin

- Edit Pods
- Add New
- Components
  - Import/Export Packages
  - Pod Templates
- Settings
- Help
- Collapse menu

## Manage Pods

Add New

1 pod, 1 group, 1 field

Label	Name	Type	Groups	Fields
Post	post	Post Type (extended)	1	1



### We need YOU

🚧 Pods 2.9 is out and we are building the next feature for Pods 3.0: Conditional Logic for Fields

💡 Your support makes a direct impact on how quickly our team can finish this important work. Pods is fully funded by donations and powered by our community contributors. Help us continue our work and get Pods 3.0 completed.

☒ Donors get to vote on the next feature we work on, they decide what we do next.

#### Pods 3.0 Funding Progress

84%

[Learn More](#)

[DONATE NOW »](#)

🧑‍💻 You can also check out the new add-ons available from [Pods Pro by SKCDEV](#) which has partnered with Friends of Pods to help bring in more donations.

## Add New Pod

[« Back to Manage](#)**1** Create or Extend**2** Configure

Pods are content types that you can customize and define fields for based on your needs. You can choose to create a Custom Post Type, Custom Taxonomy, or Custom Settings Pages for site-specific data. You can also extend existing content types like WP Objects such as Post Types, Taxonomies, Users, or Comments.

Not sure what content type you should use? Check out our [Content Type Comparison](#) to help you decide.

**One-Click Quick Actions**

- [Add custom fields to Pages](#)
- [Add custom fields to Categories](#)
- [Add custom fields to Users](#)

**Add New Pod Wizard****Create New »**

Create entirely new content types using **Post Types**, **Taxonomies**, or **Custom Settings Pages**.

**Extend Existing »**

Extend any existing content type within WordPress, including **Post Types** (Posts, Pages, etc), **Taxonomies** (Categories, Tags, etc), **Media**, **Users**, or **Comments**.

## Add New Pod

[« Back to Manage](#)

## 1 Create or Extend



## 2 Configure

Creating a new Content Type allows you to control exactly what that content type does, how it acts like, the fields it has, and the way you manage it.

## Create a New Content Type

Content Type ?

Custom Post Type (like Posts or Pages) ▼

Singular Label ?

Custom Post Type (like Posts or Pages)

Custom Taxonomy (like Categories or Tags)

Custom Settings Page

Plural Label ?

[Advanced +](#)[Start Over](#)[Next Step](#)

Add New Pod [« Back to Manage](#)

## 1 Create or Extend



## 2 Configure

Creating a new Content Type allows you to control exactly what that content type does, how it acts like, the fields it has, and the way you manage it.

## Create a New Content Type

Content Type ?

Custom Post Type (like Posts or Pages) ▼

Singular Label ?

Registration

Plural Label ?

Registrations

[Advanced +](#)[Start Over](#)[Next Step](#)

- Dashboard
- Posts
- Media
- Pages
- Comments
- Registrations
- User Frontend
- Appearance
- Plugins
- Users
- Tools
- Settings

Pods Admin

Edit Pods

- Add New
- Components
  - Import/Export Packages
  - Pod Templates
- Settings
- Help

Collapse menu

Edit Pod: *registration* [Edit](#)

Fields

Labels

Admin UI

Connections

Advanced Options

Auto Template Options

REST API

+ Add New Group

More Fields

There are no fields in this group.

[Add Field](#)

+ Add New Group

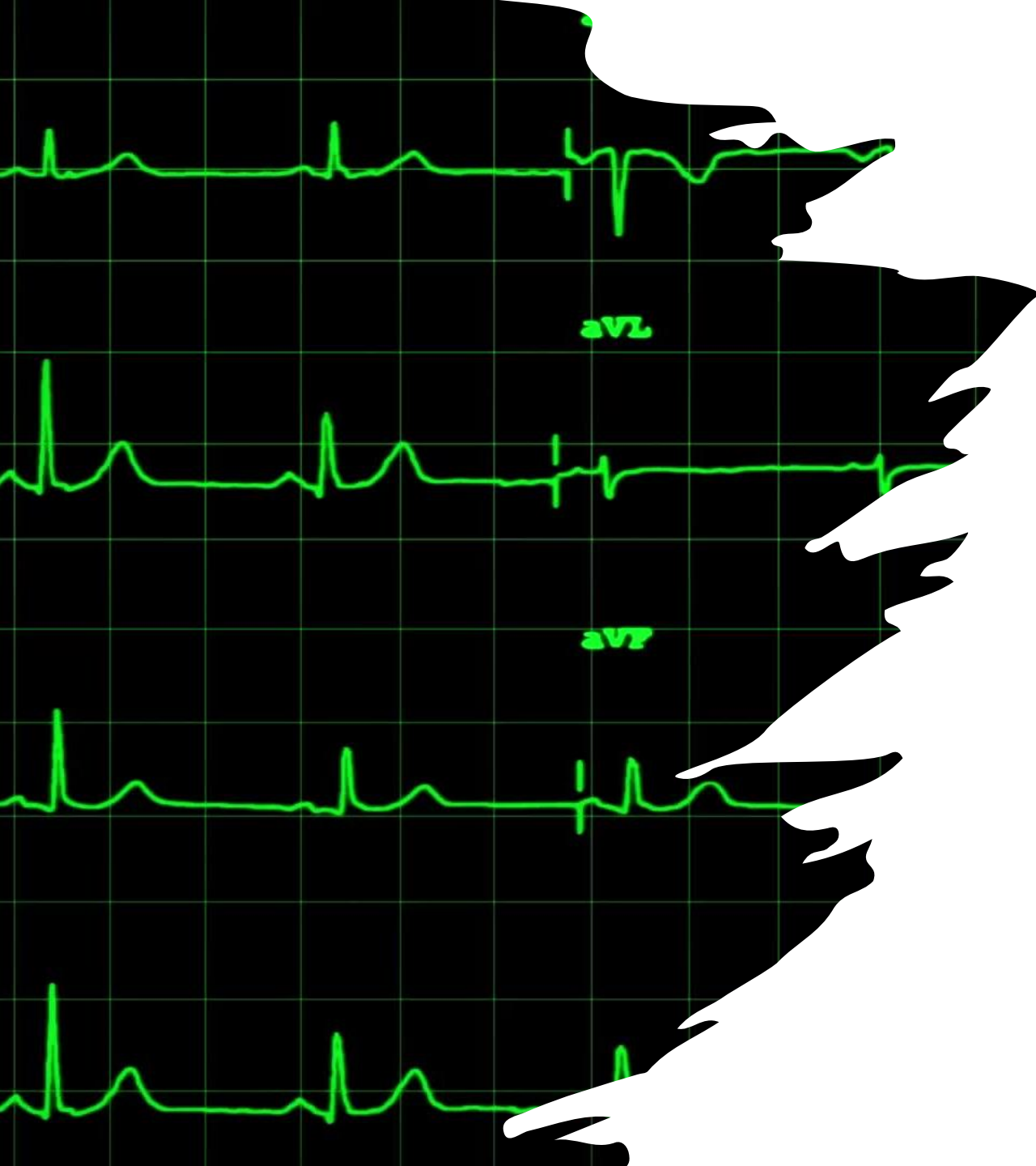
Manage

Type: Custom Post Type

Storage: Meta

[Delete Pod](#)

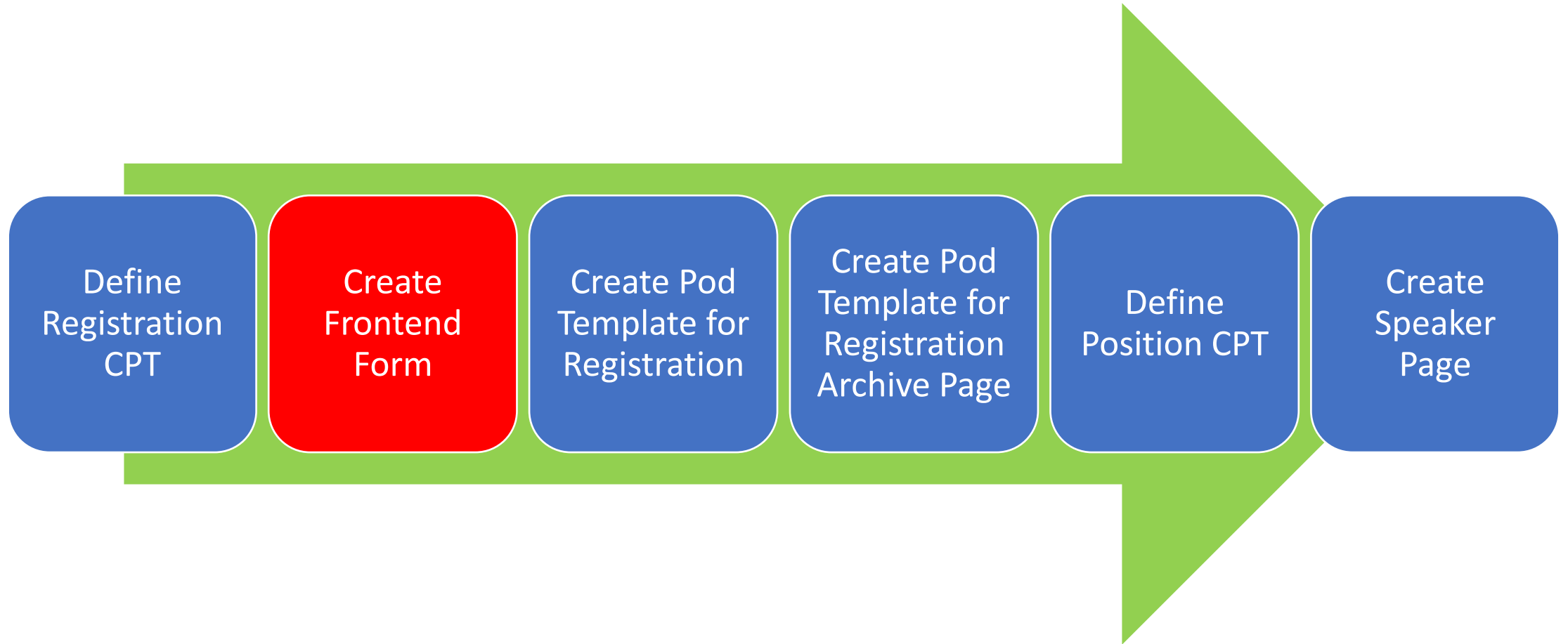
[Save Pod](#)



# Why Not Always Define Fields in Pods Framework?

- Pods Framework can handle fields created by other plugins
- Form function, such as what WPUF provides, need to define the field types for a form to function, so there is no need to define the same field multiple times
- Conflicting field definitions of the same field by different plugins will cause errors

# Steps



- Dashboard
- Posts
- Media
- Pages
- Comments
- Registrations
- User Frontend
- Appearance
- Plugins
- Users
- Tools
- Settings

Pods Admin

Edit Pods

- Add New
- Components
  - Import/Export Packages
  - Pod Templates
- Settings
- Help

Collapse menu

Edit Pod: *registration* [Edit](#)

Success! Pod saved successfully.

Fields

Labels

Admin UI

Connections

Advanced Options

Auto Template Options

REST API

+ Add New Group

Post Forms

Registration Forms

Modules

Subscriptions

Coupons

Transactions

Tools

Premium

Help

Settings

There are no fields in this group.

[Add Field](#)

+ Add New Group


Manage


Type: Custom Post Type


Storage: Meta


[Delete Pod](#)


[Save Pod](#)


 Dashboard


 Posts

 Media

 Pages

 Comments

 Registrations

 User Frontend

Post Forms

Registration Forms

Modules

Subscriptions

Coupons


Transactions


Tools


Premium


Help


Settings


 Appearance


 Plugins

 Users

 Tools

 Settings

 Pods Admin

 Collapse menu

Post Forms


Add Form

All (1) | Published (1) | Trash (0)

Bulk actions

▼

Apply

<input type="checkbox"/> Form Name	Post Type	Post Status	Guest Post	Shortcode
<input type="checkbox"/> Sample Form	post	Published		[wpuf_form id="9"]
<input type="checkbox"/> Form Name	Post Type	Post Status	Guest Post	Shortcode

Bulk actions

▼

Apply

?

Learn more about [Frontend Posting](#)

1 item

1 item

Thank you for creating with [WordPress](#).

Version 6.2

## Select a Template

Select from a pre-defined template or from a [blank form](#)



Blank Form

Blank Form

Post Form

Post Title\*

Category\*

Post Description\*

Featured Image\*

WooCommerce Product

Product Name\*

Product Categories\*

Product Description\*

Product Short description

The Events Calendar

Post Title\*

Category\*

Post Description\*

Featured Image\*

EDD Download

Download Name\*

Download Categories\*

Download Description\*

Download Short Description\*

Want a new integration? [Let us know](#).

Search Forms

1 item

1 item



# Form Fields

- Post Title -> Name (Required)
- Email Address -> Email (Required)
- Featured Image -> Photo (Required)
- Text -> Phone

Post Title

Email Address

Featured Image

Text

Submit

Add Fields Field Options

Post Fields

Post Title

Post Content

Post Excerpt

Featured Image

Taxonomies

category

Tags

Custom Fields

Text

Textarea

Dropdown

Multi Select

Radio

Checkbox

Website URL

Email Address

Hidden Field

Image Upload

Repeat Field

Date / Time

File Upload

Country List

Numeric Field

Address Field

Google Map

Step Start

Others

Form Editor

Settings

Notification

Preview

Save Form

Sample Form

#34

Post Title



Email Address

Featured Image

Featured Image

Text

Submit

Add Fields

Field Options

Post Fields

Post Title

Post Content

Post Excerpt

Featured Image

Taxonomies

category

Tags

Custom Fields

Text

Textarea

Dropdown

Multi Select

Radio

Checkbox

Website URL

Email Address

Hidden Field

Image Upload

Repeat Field

Date / Time

File Upload

Country List

Numeric Field

Address Field

Google Map

Step Start

Others

Form Editor

Settings

Notification

Preview

Save Form

Sample Form

#34

Add Fields

Field Options

Name \*

Email Address

Featured Image

Text

Submit

Post Title

Field Label

Name

Help text

Required

☒ Yes ☐ No

Advanced Options

Form Editor

Settings

Notification

Preview

Save Form

Sample Form

#34

Name \*

Email Address

Featured Image

Featured Image

Text

Submit

Add Fields

Field Options

Post Title

Field Label ?

Name

Help text ?

Required ?

☒ Yes ☐ No

Advanced Options

Form Editor

Settings

Notification

Preview

Save Form

Sample Form

#34

Name \*

Email Address \*

Featured Image

Featured Image

Text

Submit

Add Fields

Field Options

Email Address

Field Label ?

Email Address

Meta Key ?

email\_address

Help text ?

Required ?

☒ Yes ☐ No

Read Only ?

☐ Make this field read only

Advanced Options

Form Editor

Settings

Notification

Preview

Save Form

Sample Form

#34

Name \*

Email Address \*

Featured Image

Featured Image



Text

Submit

Add Fields

Field Options

Email Address

Field Label ?

Email Address

Meta Key ?

email\_address

Help text ?

Required ?

☒ Yes ☐ No

Read Only ?

☐ Make this field read only

Advanced Options

Form Editor

Settings

Notification

Preview

Save Form

Sample Form

#34

Add Fields

Field Options

Name \*

Email Address \*

Photo \*

Upload Photo

Text

Submit

Featured Image

Field Label

Photo

Help text

Required

☒

Yes

☐

No

Button Label

Upload Photo

Advanced Options

Form Editor

Settings

Notification

Preview

Save Form

Sample Form

#34

Name \*

Email Address \*

Photo \*

Upload Photo

Text

Submit

Add Fields

Field Options

Featured Image

Field Label

Photo

Help text

Required

☒ Yes ☐ No

Button Label

Upload Photo

Advanced Options

**Name \***

**Email Address \***

**Photo \***

Upload Photo

**Phone**

Submit

Add FieldsField Options

Text

Field Label ?Phone

Meta Key ?phone

Help text ?

Required ?  
☐ Yes ☒ No

Read Only ?  
☐ Make this field read only

Advanced Options

Form Editor

Settings

Notification

Preview

Save Form

Sample Form

#34

Add Fields

Field Options

Name \*

Email Address \*

Photo \*

Phone

Submit

Text

Field Label ?

Phone

Meta Key ?

phone

Help text ?

Required ?

☐ Yes ☒ No

Read Only ?

☐ Make this field read only

Advanced Options

Dashboard

Posts

Media

Pages

Comments

Registrations

User Frontend

Post Forms

Registration Forms

Modules

Subscriptions

Coupons

Transactions

Tools

Premium

Help

Settings

Appearance

Plugins

Users

Tools

Settings

Pods Admin

Collapse menu

Form EditorSettingsNotification

Registration Form #34

Name \*

Email Address \*

Photo \*

Upload Photo

Phone

Submit

Add FieldsField Options

Post Fields

H Post Title

T Post Content

\* Post Excerpt

Featured Image

Taxonomies

H category

T Tags

Custom Fields

T Text

Textarea

Dropdown

Multi Select

Radio

Checkbox

Website URL

Email Address

Hidden Field

Image Upload

Repeat Field

Date / Time

File Upload

Country List

Numeric Field

Address Field

Google Map

Step Start

Others

Dashboard

Posts

Media

Pages

Comments

Registrations

User Frontend

Post Forms

Registration Forms

Modules

Subscriptions

Coupons

Transactions

Tools

Premium

Help

Settings

Appearance

Plugins

Users

Tools

Settings

Pods Admin

Collapse menu

Form Editor

Settings

Notification

Registration Form #34

Name \*

Email Address \*

Photo \*

Upload Photo

Phone

Submit

Add Fields

Field Options

Post Fields

Post Title

Post Content

Post Excerpt

Featured Image

Taxonomies

category

Tags

Custom Fields

Text

Textarea

Dropdown

Multi Select

Radio

Checkbox

Website URL

Email Address

Hidden Field

Image Upload

Repeat Field

Date / Time

File Upload

Country List

Numeric Field

Address Field

Google Map

Step Start

Others

Dashboard

Posts

Media

Pages

Comments

Registrations

User Frontend

Post Forms

Registration Forms

Modules

Subscriptions

Coupons

Transactions

Tools

Premium

Help

Settings

Appearance

Plugins

Users

Tools

Settings

Pods Admin

Collapse menu

Form EditorSettingsNotification

Post Settings

Edit Settings

Submission Restriction

Payment Settings

Display Settings

Post Expiration

Post Type

Post Status

Post Format

Default post category

Redirect To

Comment Status

Submit Post Button text

Post Draft

Form Template

post

post

page

user\_request

wp\_block

wp\_template

wp\_template\_part

wp\_global\_styles

wp\_navigation

\_pods\_template

\_pods\_pod

\_pods\_group

\_pods\_field

registration

If users are not allowed to choose any category, this category will be used instead (if post type supports)

Newly created post

After successfull submit, where the page will redirect to

Open

Submit

☐ Enable Saving as draft

It will show a button to save as draft

— No Template —

If selected a form template, it will try to execute that integration options when new post created and updated.

Preview

Save Form

Dashboard

Posts

Media

Pages

Comments

Registrations

User Frontend

Post Forms

Registration Forms

Modules

Subscriptions

Coupons

Transactions

Tools

Premium

Help

Settings

Appearance

Plugins

Users

Tools

Settings

Pods Admin

Collapse menu

Form Editor

Settings

Notification

Post Settings

Edit Settings

Submission Restriction

Payment Settings

Display Settings

Post Expiration

Post Type

Post Status

Post Format

Redirect To

Comment Status

Submit Post Button text

Post Draft

Form Template

Available in Pro Version

Enable Multistep

registration

Custom Post Type will appear here. [Learn More](#)

Published

- None -

Newly created post

After successfull submit, where the page will redirect to

Open

Open

Closed

Submit

☐ Enable Saving as draft

It will show a button to save as draft

— No Template —

If selected a form template, it will try to execute that integration options when new post created and updated.


Enable Multistep


☒ Enable Multistep


If checked, form will be displayed in frontend in multiple steps [Learn more about Multistep](#)


Preview


Save Form


 Dashboard


 Posts

 Media

 Pages

 Comments

 Registrations

 User Frontend

Post Forms

Registration Forms

Modules

Subscriptions

Coupons


Transactions


Tools


Premium


Help


Settings


 Appearance


 Plugins

 Users

 Tools

 Settings

 Pods Admin

 Collapse menu

Form Editor

Settings

Notification

Post Settings

Edit Settings

Submission Restriction

Payment Settings

Display Settings

Post Expiration

Post Type

registration

Custom Post Type will appear here. [Learn More](#)

Post Status

Published

Post Format

- None -

Redirect To

Newly created post

After successfull submit, where the page will redirect to

Comment Status

Closed

Submit Post Button text

Register

Post Draft

☐ Enable Saving as draft

It will show a button to save as draft

Form Template

— No Template —

If selected a form template, it will try to execute that integration options when new post created and updated.

Available in Pro Version

Enable Multistep

☒ Enable Multistep

If checked, form will be displayed in frontend in multiple steps [Learn more about Multistep](#)

Preview

Save Form

Thank you for creating with [WordPress](#).

Version 6.2

Dashboard

Posts

Media

Pages

Comments

Registrations

User Frontend

Post Forms

Registration Forms

Modules

Subscriptions

Coupons

Transactions

Tools

Premium

Help

Settings

Appearance

Plugins

Users

Tools

Settings

Pods Admin

Collapse menu

Form Editor

Settings

Notification

Preview

Save Form

Post Settings

Edit Settings

Submission Restriction

Payment Settings

Display Settings

Post Expiration

Guest Post

☐ Enable Guest PostUnregistered users will be able to submit posts. [Learn more about guest posting.](#)

— Role Base

☐ Enable role base post

You can choose which role can submit posts by this form.

— Unauthorized Message

This page is restricted. Please %login% /  
%register% to view this page.

Not logged in users will see this message. You may use %login%, %register% for link

Schedule form

☐ Schedule form for a period

Schedule for a time period the form is active.

Limit Entries

☐ Enable form entry limit

Limit the number of entries allowed for this form

Form Editor

Settings

Notification

Preview

Save Form

Post Settings

Edit Settings

Submission Restriction

Payment Settings

Display Settings

Post Expiration

Guest Post

☒ Enable Guest Post

Unregistered users will be able to submit posts. [Learn more about guest posting.](#)

— User Details

☐ Require Name and Email address

If requires, users will be automatically registered to the site using the name and email address

— Email Verification

☐ Require Email Verification for Guests

If requires, users will be required to verify their email adress.

Schedule form

☐ Schedule form for a period

Schedule for a time period the form is active.

Limit Entries

☐ Enable form entry limit

Limit the number of entries allowed for this form

Dashboard

Posts

Media

Pages

Comments

Position

Registrations

User Frontend

Post Forms

Registration Forms

Modules

Subscriptions

Coupons

Transactions

Tools

Premium

Help

Settings

Appearance

Plugins

Users

Tools

Settings

Pods Admin

Form Editor

Settings

Notification

Preview

Save Form

## New Post Notification

[Learn more about Email Notification](#)

Notification

☐ Enable post notification

To

victor.nip@cpt.demo

Subject

New post created

Message

Hi Admin,

A new post has been created in your site %sitename% (%siteurl%).

Here is the details:

## Update Post Notification

*Available in Pro Version*

Notification

☐ Enable post notification

To

victor.nip@gmail.com

Subject

A post has been edited

Message

Hi Admin,

- Dashboard
- Posts
- Media
- Pages
- Comments
- Registrations
- User Frontend**
- Post Forms
  - Registration Forms
  - Modules
  - Subscriptions
  - Coupons
  - Transactions
  - Tools
  - Premium
  - Help
  - Settings
- Appearance
- Plugins
- Users
- Tools
- Settings
- Pods Admin
- Collapse menu

## Post Forms

[Add Form](#)

All (2) | Published (2) | Trash (0)

Bulk actions

Apply

2 items

<input type="checkbox"/> Form Name	Post Type	Post Status	Guest Post	Shortcode
<input type="checkbox"/> <b>Registration Form</b> <a href="#">Edit</a>   <a href="#">Trash</a>   <a href="#">Duplicate</a>	registration	Published		<code>[wpuf_form id="34"]</code>
<input type="checkbox"/> <b>Sample Form</b>	post	Published		<code>[wpuf_form id="9"]</code>
<input type="checkbox"/> Form Name	Post Type	Post Status	Guest Post	Shortcode

Bulk actions

Apply

2 items

[? Learn more about Frontend Posting](#)

Dashboard

Posts

Media

Pages

Comments

Registrations

User Frontend

Appearance

Plugins

Users

Tools

Settings

Pods Admin

Collapse menu

Add New

All Pages

Add New

Page 

Add New

All (11) | Published (9) | Draft (1) | Private (1)

Bulk actions

Apply

All dates

Filter

☐

Title

☐

Account — WPUF Account Page

☐

Dashboard — WPUF Dashboard Page

☐

Edit — WPUF Post Edit Page

☐

Login — WPUF Login Page

☐

Order Received

☐

Payment

☐

Privacy Policy — Draft, Privacy Policy Page

☐

Sample Page

☐

Subscription — WPUF Subscription Page

☐

Thank You

☐

wpuf-preview — Private

Author

admin

admin

admin

admin

admin

admin

admin

admin

admin

admin

—

—

—

—

—

—

—

—

—

—

Date

Published  
2023/04/09 at 5:45 am

Published  
2023/04/09 at 5:45 am

Published  
2023/04/09 at 5:45 am

Published  
2023/04/09 at 5:45 am

Published  
2023/04/09 at 5:45 am

Published  
2023/04/09 at 5:45 am

Last Modified  
2023/04/09 at 1:37 pm

Published  
2023/04/09 at 1:37 pm

Published  
2023/04/09 at 5:45 am

Published  
2023/04/09 at 5:45 am

Last Modified  
2023/04/09 at 12:28 pm

Screen Options

Help

Search Pages

11 items

[Save draft](#)[Preview](#)[Publish](#)

# Registration Form

Please input your personal information to register for the meetup.

[wpuf form id="34"]

[Page](#)[Block](#)

Summary



Visibility

Public

Publish

Immediately

Template

Page

URL

cpt.demo/auto-draft/



Pending review

AUTHOR

admin



Featured image



Set featured image

Discussion



Page Attributes



WPUF Form



--



[Learn more](#)

# Registration Form

Please input your personal information to register for the meetup.

**Name \***

**Email Address \***

**Photo \***

**Phone**

# Registration Form

Please input your personal information to register for the meetup.

**Name \***

**Email Address \***

**Photo \***



**Phone**



# Victor Nip

---

Posted April 9, 2023 in  
by admin

Tags:

Dashboard

Posts

Media

Pages

All Pages

Add New

Comments

Registrations

User Frontend

Appearance

Plugins

Users

Tools

Settings

Pods Admin

Collapse menu

Pages

Add New

All (12) | Published (10) | Draft (1) | Private (1)

Bulk actions

Apply

All dates

Filter

12 items

<input type="checkbox"/>	Title	Author		Date
<input type="checkbox"/>	Account — WPUF Account Page	admin	—	Published 2023/04/09 at 5:45 am
<input type="checkbox"/>	Dashboard — WPUF Dashboard Page	admin	—	Published 2023/04/09 at 5:45 am
<input type="checkbox"/>	Post Edit Page	admin	—	Published 2023/04/09 at 5:45 am
<input type="checkbox"/>	Login — WPUF Login Page	admin	—	Published 2023/04/09 at 5:45 am
<input type="checkbox"/>	Order Received	admin	—	Published 2023/04/09 at 5:45 am
<input type="checkbox"/>	Payment	admin	—	Published 2023/04/09 at 5:45 am
<input type="checkbox"/>	Privacy Policy — Draft, Privacy Policy Page	admin	—	Last Modified 2023/04/09 at 1:37 pm
<input type="checkbox"/>	Registration — WPUF Form Page	admin	—	Published 2023/04/09 at 1:08 pm
<input type="checkbox"/>	Sample Page	admin	—	Published 2023/04/09 at 1:37 pm
<input type="checkbox"/>	Subscription — WPUF Subscription Page	admin	—	Published 2023/04/09 at 5:45 am
<input type="checkbox"/>	Thank You	admin	—	Published 2023/04/09 at 5:45 am

All Registrations

Add New

What's captured?

Search Pages

- Dashboard
- Posts
- Media
- Pages
- Comments
- Registrations
- All Registrations
- Add New
- User Frontend
- Appearance
- Plugins
- Users
- Tools
- Settings
- Pods Admin
- Collapse menu

## Registrations [Add New](#)

Screen Options ▼

All (1) | [Published \(1\)](#)

[Search Registrations](#)

Bulk actions ▼ [Apply](#) All dates ▼ [Filter](#)

1 item

<input type="checkbox"/> Title	Date
<input type="checkbox"/> Victor Nip	Published 2023/04/09 at 1:10 pm
<input type="checkbox"/> Title	Date

Bulk actions ▼ [Apply](#)

1 item

W

+

Switch to draftPreviewUpdate

RegistrationBlockX

Summary^

VisibilityPublic

PublishApril 9, 2023 1:10 pm UTC+0

TemplateSingle

URLcpt.demo/registration/victor-nip/

WPUF Form▲

Registration Form v

Learn more

WPUF Lock User▲

☐ Lock Post Permanently

Lock user from editing this post from the frontend dashboard

Victor Nip

Type / to choose a block

+

WPUF Custom Fields

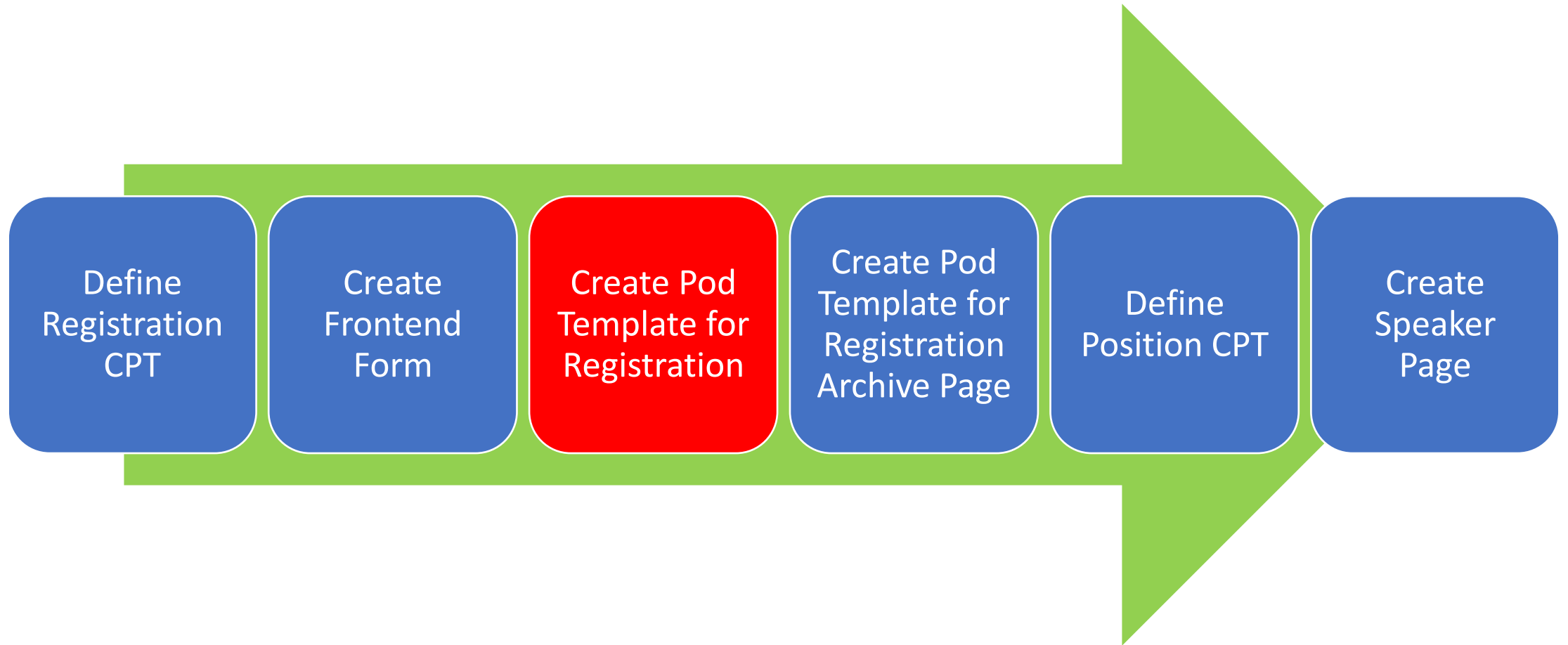
Email Address \*victor.nip@cpt.demo

Phone9999-9999

Where is the Featured Image?

Registration

# Steps



- Dashboard
- Posts
- Media
- Pages
- Comments
- Registrations
- User Frontend
- Appearance
- Plugins
- Users
- Tools
- Settings
- Pods Admin
- Collapse menu

## Edit Pod Template

[Add New](#)

Pod Template published.

## Registration

## Template

```
1 <div class="registration">
2   <div class="reg_image">{@post_thumbnail.medium_large}</div>
3   <div class="reg_heading">Email</div><div class="reg_value reg_email">{@email_address}</div>
4   [if phone]<div class="reg_heading">Phone</div><div class="reg_value reg_phone">{@phone}</div>[/if]
5 </div>
6
7 <style>
8   .attachment-post-thumbnail {
9     display: none;
10  }
11
12  .registration {
13    font-size: 0;
14  }
15
16  .reg_image img {
17    height: 100px;
18    width: auto;
19  }
20
21  .reg_heading {
22    font-size: 1rem;
23    display: inline-block;
24    width: 30%;
25  }
26
27  .reg_value {
28    font-size: 1rem;
29    display: inline-block;
30    width: 70%;
31  }
32 </style>
```

## Restrict Content

Show to Admins Only ☐ YesRestrict access by Capability ? ☐ Yes

## Publish

- Status: **Published** [Edit](#)
- Visibility: **Public** [Edit](#)
- Revisions: 4 [Browse](#)
- Published on: Apr 9, 2023 at 13:39 [Edit](#)

[Move to Trash](#)[Update](#)

## Pod Reference

Registrations ▾

- post\_thumbnail
- post\_thumbnail\_url
- post\_thumbnail.title
- post\_thumbnail.caption
- post\_thumbnail.description
- post\_thumbnail.alt\_text
- post\_thumbnail.width
- post\_thumbnail.height
- post\_thumbnail.filesize
- post\_thumbnail.filename
- post\_thumbnail.extension
- post\_thumbnail.mime\_type
- post\_thumbnail.thumbnail
- post\_thumbnail\_url.thumbnail
- post\_thumbnail.medium

Edit Pods

- Add New
- Components
  - Import/Export Packages
  - Pod Templates
- Settings
- Help

Edit Pod: *registration* [Edit](#)

Fields

Labels

Admin UI

Connections

Advanced Options

Auto Template Options

REST API

+ Add New Group

More Fields

There are no fields in this group.

[Add Field](#)

+ Add New Group

Manage

Type: Custom Post Type

Storage: Meta

[Delete Pod](#)

[Save Pod](#)

- Dashboard
- Posts
- Media
- Pages
- Comments
- Registrations
- User Frontend
- Appearance
- Plugins
- Users
- Tools
- Settings

Pods Admin

Edit Pods

- Add New
- Components
- Import/Export Packages
- Pod Templates
- Settings
- Help

Collapse menu

Edit Pod: *registration* [Edit](#)

Fields

Labels

Admin UI

Connections

Advanced Options

Auto Template Options

REST API

Public



Publicly Queryable



Exclude from Search



User Capability ?

post



Additional User Capabilities ?



Enable Archive Page ?



Hierarchical ?



Exportable



Rewrite ?



Custom Rewrite Slug ?

Rewrite with Front ?



Rewrite Feeds




Manage

Type: Custom Post Type

Storage: Meta

[Delete Pod](#)

[Save Pod](#)



Rewrite Feeds	<input type="checkbox"/>
Rewrite Pages	<input checked="" type="checkbox"/>
Query Var ?	<input checked="" type="checkbox"/>
Default Status	<div>Draft</div>
Supports	<div><div><input checked="" type="checkbox"/> Title</div><div><input checked="" type="checkbox"/> Editor</div><div><input type="checkbox"/> Author</div><div><input checked="" type="checkbox"/> Featured Image</div><div><input type="checkbox"/> Excerpt</div><div><input type="checkbox"/> Trackbacks</div><div><input type="checkbox"/> Manually Edit Custom Fields (can cause slow performance)</div><div><input type="checkbox"/> Comments</div><div><input type="checkbox"/> Revisions</div><div><input type="checkbox"/> Page Attributes</div><div><input type="checkbox"/> Post Formats</div></div>
Advanced Supports ?	<div></div>
Allow posts to be deleted when author is deleted ?	<input checked="" type="checkbox"/> Include posts from this post type when deleting authors and choosing not to reassign posts to a new author.

## Manage

Type: Custom Post Type

Storage: Meta

[Delete Pod](#)

[Save Pod](#)

Edit Pod: *registration* [Edit](#)

Fields

Labels

Admin UI

Connections

Advanced Options

Auto Template Options

REST API

Public



Publicly Queryable



Exclude from Search



User Capability ?

post



Additional User Capabilities ?



Enable Archive Page ?



Hierarchical ?



Exportable



Rewrite ?



Custom Rewrite Slug ?



Rewrite with Front ?



Rewrite Feeds



Manage

Type: Custom Post Type

Storage: Meta

[Delete Pod](#)

[Save Pod](#)

## Edit Pod: *registration* [Edit](#)

Fields

Labels

Admin UI

Connections

Advanced Options

Auto Template Options

REST API

Enable Auto Templates ?

☒ Enable Automatic Pod Templates for this Pod

Singular Template ?

Registration

Singular Template Location ?

Replace

Singular Template Filter ?

-- Select One --

List Template ?

-- Select One --

List Template Location ?

-- Select One --

List Template Filter ?

-- Select One --

Run outside loop ?

☐ Execute Auto Template outside of the WordPress loop (advanced)

### Manage

Type: Custom Post Type

Storage: Meta

[Delete Pod](#)

[Save Pod](#)

# Victor Nip

Type / to choose a block

+

WPUF Custom Fields

Email Address \*

victor.nip@cpt.demo

Phone

9999-9999

Registration

RegistrationBlock

VisibilityPublic

PublishApril 9, 2023 1:10 pm UTC+0

TemplateSingle

URLcpt.demo/registratio  
n/victor-nip/

Featured Image



Replace Image

Remove featured image

WPUF Form

Registration Form

Learn more

WPUF Lock User

☐ Lock Post Permanently

# Victor Nip



Email

victor.nip@cpt.demo

Phone

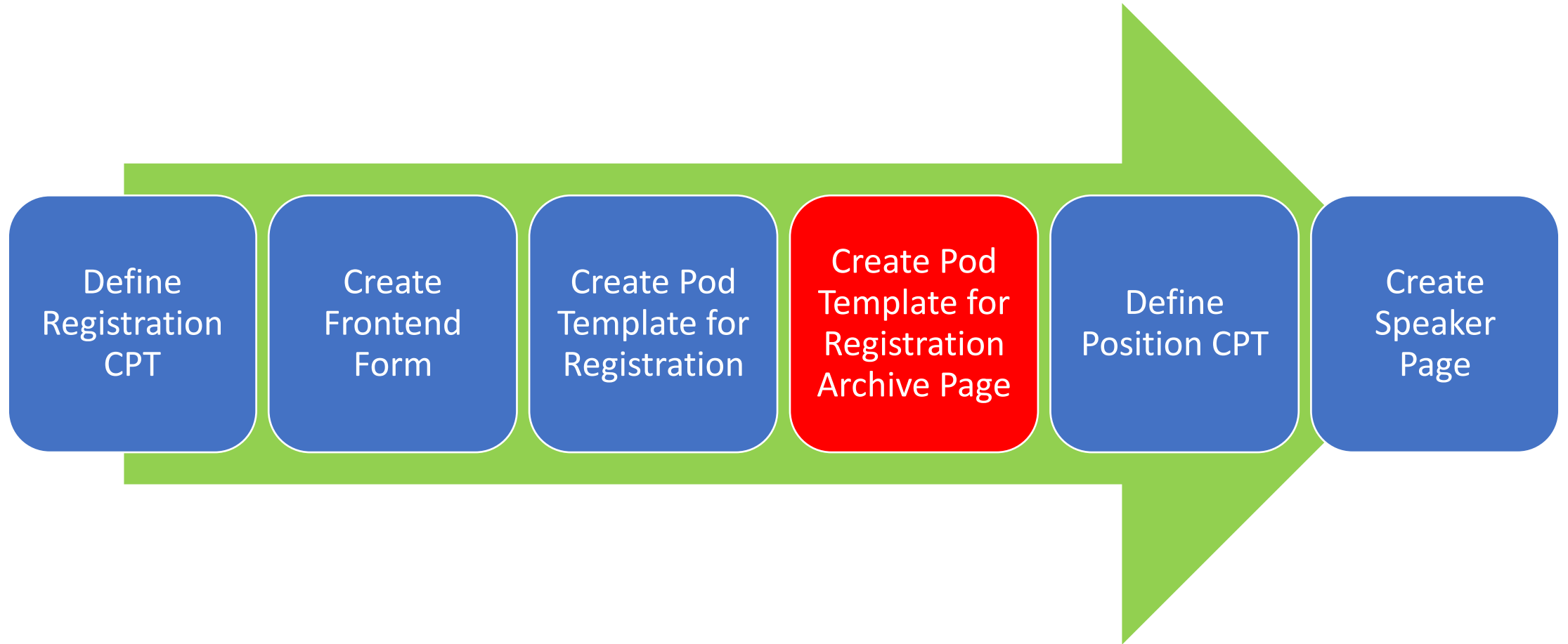
9999-9999

---

Posted April 9, 2023 in  
by admin

Tags:

# Steps




Default Archive Page

Archives: Registrations



Victor Nip

April 9, 2023





# Problems with Default Archive Page

- One option is to replace the excerpt with the contents of the template, which restricts what and how you can show
- The other option is to use a custom hook, which means you have to write PHP codes
- Solution: Use a custom archive page

## Add New Pod Template

Registration Archive

### Template

```
1 <div class="arc_registration">
2   <h2 class="reg_name"><a href="http://cpt.demo/registration/{@post_name}">{@post_title}</a></h2>
3   <div class="reg_email">Email: {@email_address}</div>
4 </div>
```

### Restrict Content

### Author

admin (victor) ▼

### Publish

Save Draft

Status: Draft [Edit](#)

Visibility: Public [Edit](#)

[Publish immediately](#) [Edit](#)

[Move to Trash](#)

Publish

### Pod Reference

Select Pod to use as reference ▼

W

✕

Save draft

Preview

Publish

Search

Blocks

Patterns

Media

TikTok

TED

Tumblr

VideoPress

WordPress.tv

Amazon Kindle

Pinterest

Wolfram

PODS BLOCKS

Pods Field Value

Pods Form

Pods Item List

Pods Single Item

Pods Single Item - List Fields

Pods View

No Preview Available.

Pods View

Include a file from a theme, with caching options

ations

+

Page

Block

✕

Paragraph

Start with the basic building block of all narrative.

Color

Text

Background

Link

Typography

SIZE

S

M

L

XL

XXL

Dimensions

+

Advanced

▼

Page > Paragraph

Outdent a list by pressing `backspace` at the beginning of a line.

# Registrations



## Victor Nip

Email: victor.nip@cpt.demo

Page Block X



### Pods Item List

List multiple Pod items.

#### Options

##### POD NAME

registration

##### TEMPLATE

registration-archive

##### CUSTOM TEMPLATE

You can specify a custom template to use, it accepts HTML and magic tags. Any content here will override whatever Template you may have chosen above.

##### CONTENT BEFORE LIST

This content will appear before the list of templated items. A useful way to use this option is if you have a template that uses "li" HTML tags, you can use the "ul" HTML tag to

**Add another registration**


# Registration Form

Please input your personal information to register for the meetup.

**Name \***

**Email Address \***

**Photo \***



**Phone**

# Registrations

Ivan So

Email: ivan.so@cpt.demo

Victor Nip

Email: victor.nip@cpt.demo



# Registration Report



Ivan So - ivan.so@cpt.demo - 8888-8888

Victor Nip - victor.nip@cpt.demo - 9999-9999

Create Registration Report

Page

Block



Pods Item List

List multiple Pod items.

Options



POD NAME

registration



TEMPLATE

- Use Custom Template -



CUSTOM TEMPLATE

```
<p>{@post_title} - {@email_address}[if  
phone] - {@phone}[/if]  
</p>
```

You can specify a custom template to use, it accepts HTML and magic tags. Any content here will override whatever Template you may have chosen above.

CONTENT BEFORE LIST

This content will appear before the list of templated items. A useful way to use this option is if you have a template that uses "li" HTML tags, you can use the "ul" HTML tag to

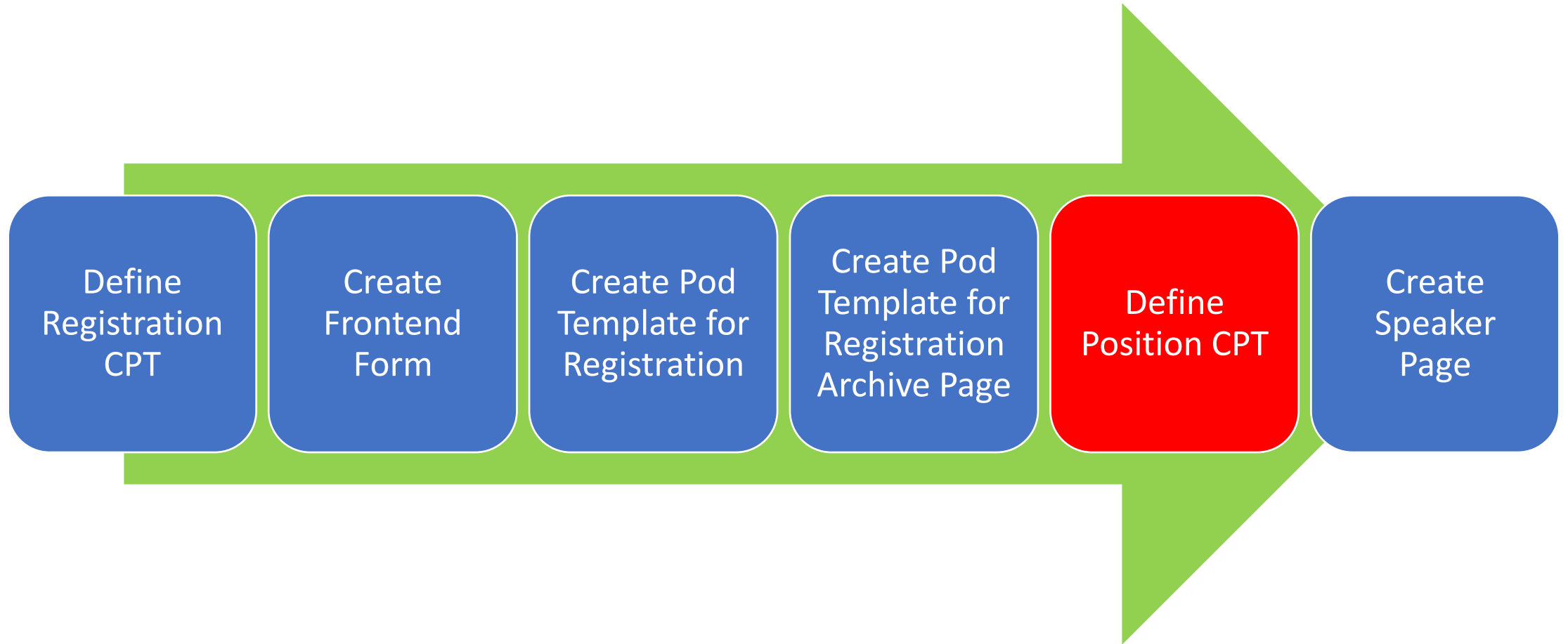
# Registration Report

Ivan So – ivan.so@cpt.demo – 8888-8888

Victor Nip – victor.nip@cpt.demo – 9999-9999

# Steps

To demonstrate using a post as the value of a field



## Add New Pod

[« Back to Manage](#)

### 1 Create or Extend



### 2 Configure

Creating a new Content Type allows you to control exactly what that content type does, how it acts like, the fields it has, and the way you manage it.

#### Create a New Content Type

Content Type ?

Custom Post Type (like Posts or Pages) ▼

Singular Label ?

Position

Plural Label ?

Position

[Advanced +](#)

[Start Over](#)

[Next Step](#)

Edit Pod: *position* [Edit](#)

Fields

Labels

Admin UI

Connections

Advanced Options

Auto Template Options

REST API

More Fields

## Position > More Fields > Add Field



### Field Details

### Plain Text Options

### Repeatable

### Advanced

### REST API

Label

Person

Name \*

person

Description

Field Type \*

Plain Text

Required ?

☐

Cancel

Save New Field

Dashboard

Posts

Media

Pages

Comments

Position

Registrations

User Frontend

Appearance

Plugins

Users

Tools

Settings

Pods Admin

Edit Pods

Add New

Components

– Import/Export Packages

– Pod Templates

Settings

Help

Collapse menu

Edit Pod: position Edit

Fields Labels Admin UI Connections Add

More Fields

Position > More Fields > Add New Field

Field Details

Plain Text Options

Repeatable

Advanced

REST API

Plain Paragraph Text

WYSIWYG (Visual Editor)

Code (Syntax Highlighting)

Date / Time

Date / Time

Date

Time

Number

Plain Number

Currency

Relationships / Media

File / Image / Video

Relationship

Other

Yes / No

Color Picker

Layout Elements

Heading

HTML Content

Plain Text

Required ?

Cancel

Save New Field

Manage

Type: Custom Post Type

Storage: Meta

Delete Pod

Save Pod

Edit Pod: *position* [Edit](#)

Fields

Labels

Admin UI

Connections

Advanced

More Fields

Position > More Fields > Add New Field

Field Details

Relationship Options

Advanced

REST API

-- Select One --

Custom

Simple (custom defined list)

Post Types

Pages (page)

Position (position)

Posts (post)

Registrations (registration)

Post Types (Private)

Forms (wpuf\_forms)

Posts (wpuf\_input)

Forms (wpuf\_profile)

Subscription (wpuf\_subscription)

Taxonomies

Categories (category)

Link Categories (link\_category)

Tags (post\_tag)

Other WP Objects

Users

User Roles

Registrations (registration)

Bi-directional Field ?

No Related Fields Found

Required ?



Cancel

Save New Field

Edit Pod: *position* [Edit](#)

Fields

Labels

Admin UI

Connections

Advanced Options

Auto Template Options

REST API

+ Add New Group

More Fields

Label

Name

Type



Person \*

person

Relationship  
» Registrations (registration)

Add Field

Add Field

+ Add New Group

Manage

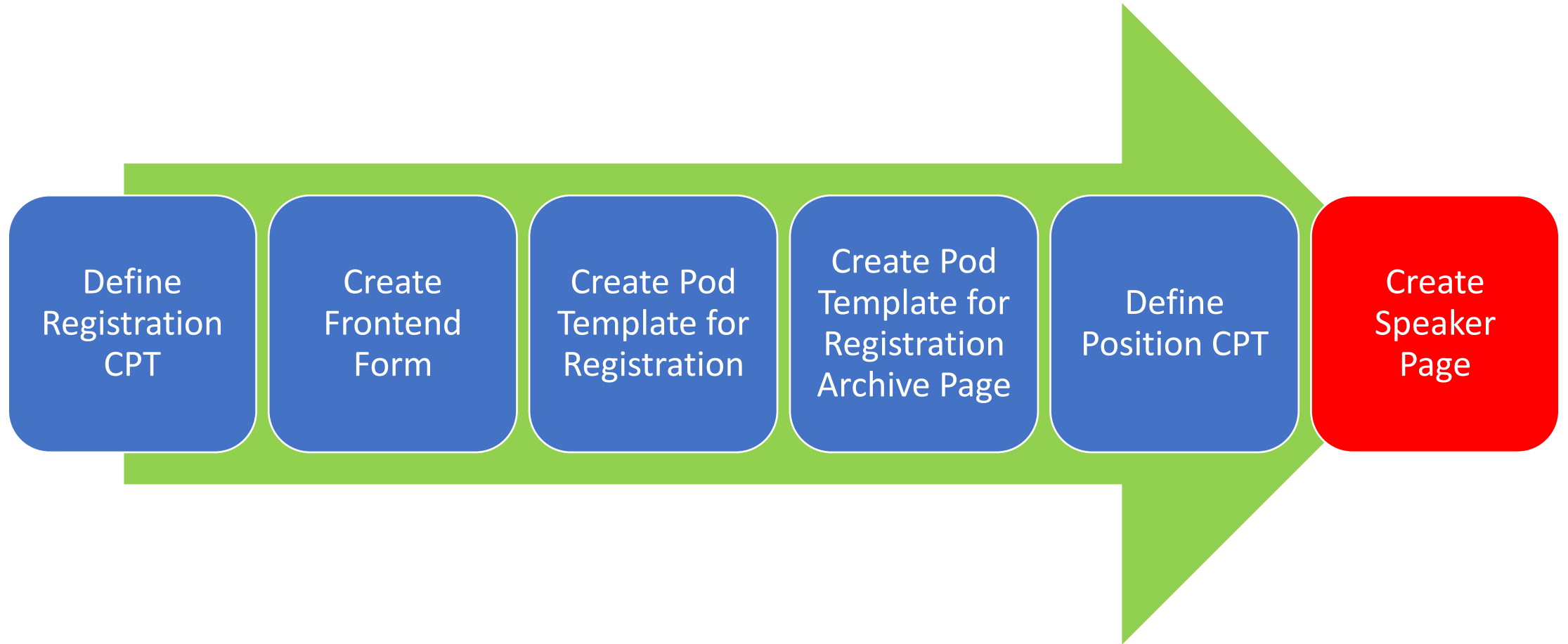
Type: Custom Post Type

Storage: Meta

[Delete Pod](#)

[Save Pod](#)

# Steps



- Dashboard
- Posts
- Media
- Pages
- Comments
- Position
- Registrations
- User Frontend
- Appearance
- Plugins
- Users
- Tools
- Settings

Pods Admin

Edit Pods

- Add New
- Components
  - Import/Export Packages
  - Pod Templates
- Settings
- Help

Collapse menu

Edit Pod: *position* [Edit](#)

Fields

Labels

Admin UI

Connections

Advanced Options

Auto Template Options

REST API

+ Add New Group

All Position

Add New

There are no fields in this group.

[Add Field](#)

+ Add New Group

Manage

Type: Custom Post Type

Storage: Meta

[Delete Pod](#)

[Save Pod](#)

[Save draft](#)[Preview](#)[Publish](#)

# Speaker

Type / to choose a block



Position

Block



Summary



Visibility

Public

Publish

Immediately

Template

Single

URL

cpt.demo/position/a  
uto-draft/



Pending review

WPUF Form



[Learn more](#)

WPUF Lock User



Lock Post Permanently

Lock user from editing this post from  
the frontend dashboard

More Fields

Person \*

-- Select One --

Ivan So

Victor Nip

-- Select One --



Add New

Position

## Add New Pod Template

Position

Template

```
1 <div>{@person.post_thumbnail.medium}</div>  
2 <h2>{@person.post_title}</h2>
```

Restrict Content

Author

admin (victor) ▼

Publish

Save Draft

Status: Draft [Edit](#)

Visibility: Public [Edit](#)

[Publish immediately](#) [Edit](#)

[Move to Trash](#)

Publish

Pod Reference

Position ▼

person.post\_thumbnail.medium\_large  
person.post\_thumbnail\_url.medium\_large  
person.post\_thumbnail.large  
person.post\_thumbnail\_url.large  
person.post\_thumbnail.1536x1536  
person.post\_thumbnail\_url.1536x1536  
person.post\_thumbnail.2048x2048  
person.post\_thumbnail\_url.2048x2048  
person.ID  
person.post\_title  
person.post\_content  
person.post\_excerpt  
person.post\_author  
person.post\_date  
person.post\_date\_gmt  
person.post\_status  
person.comment\_status

Edit Pod: *position* [Edit](#)

Fields

Labels

Admin UI

Connections

Advanced Options

Auto Template Options

REST API

Enable Auto Templates ?

☒ Enable Automatic Pod Templates for this Pod

Singular Template ?

Position

Singular Template Location ?

Replace

Singular Template Filter ?

Filter: the\_content

List Template ?

-- Select One --

List Template Location ?

-- Select One --

List Template Filter ?

Filter: the\_excerpt

Run outside loop ?

☐ Execute Auto Template outside of the WordPress loop (advanced)

Manage

Type: Custom Post Type

Storage: Meta

[Delete Pod](#)

[Save Pod](#)

# Speaker



Victor Nip



# Special Notes on Using Pods Framework and WPUF Together

---

- Pods Framework checks the data when data are saved by WPUF. Problems may arise if a field is defined differently in Pods and WPUF.
- Some WPUF field types are not supported by Pods (e.g., Repeat Field Type)
- For certain field types, Pods and WPUF store the data differently (e.g., Multiple Media Files)

# Some Advanced Features Not Discussed

- Pod Template
  - PHP codes can be inserted into a template
- Magic Tag
  - Traversal notation: A field of a field which is a post type
    - E.g., the CPT is artwork, the artist name is [{@artist.name}](#)
  - Safe output:
    - E.g., make url's safe {@permalink,esc\_url}
    - E.g., remove all HTML tags {@post\_content,strip\_tags}
  - See <https://docs.pods.io/displaying-pods/magic-tags/using-magic-tags/>,  
<https://docs.pods.io/displaying-pods/magic-tags/>
- Pods Shortcodes
  - Parameters and SQL-like codes can be inserted
  - See <https://docs.pods.io/displaying-pods/pods-shortcode/>